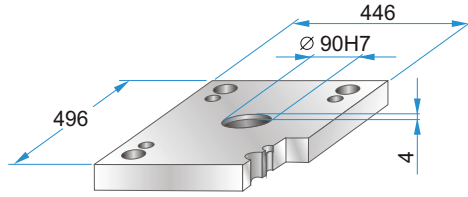


Dimensions and tolerances
Wymiary i tolerancje
Abmessungen und Toleranzen
Размеры и допуски



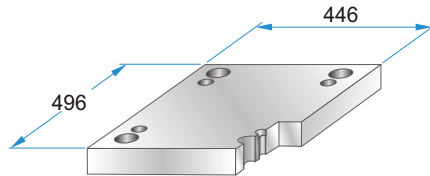
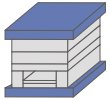
	A	B	C
PK	424	330	324
PKA	424	330	324

PK 01
PKA 01



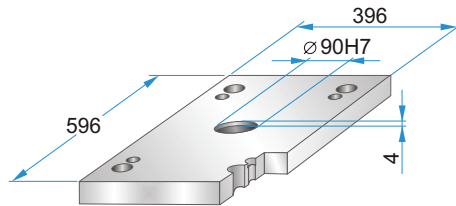
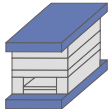
PK 01 - 396 x 496 x h /	material
PKA 01-396 x 496 x h /	
36	1730
46	2312
	2085

PK 11
PKA 11



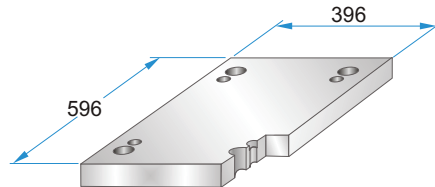
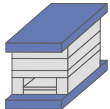
PK 11 - 396 x 496 x h /	material
PKA 11-396 x 496 x h /	
36	1730
46	2312
	2085

PK 02
PKA 02



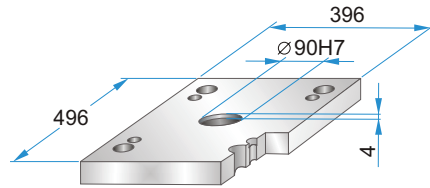
PK 02 - 396 x 496 x h /	material
PKA 02-396 x 496 x h /	
36	1730
46	2312
	2085

PK 12
PKA 12



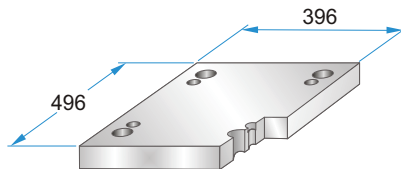
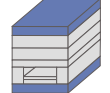
PK 12 - 396 x 496 x h /	material
PKA 12-396 x 496 x h /	
36	1730
46	2312
	2085

PK 21
PKA 21



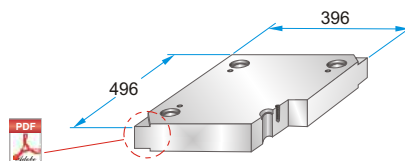
PK 21 - 396 x 496 x h /	material
PKA 21-396 x 496 x h /	
27	1730
36	2312
46	2085

PK 22
PKA 22

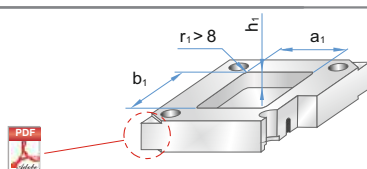


PK 22 - 396 x 496 x h /	material
PKA 22-396 x 496 x h /	
27	1730
36	2312
46	2085

PK 03
PKA 03



PK 35
PKA 35



PK 03 - 396 x 496 x h /	material
PKA 03-396 x 496 x h /	
PK 35 - 396 x 496 x h /	material
PKA 35-396 x 496 x h /	(a1/b1/h1/r1)

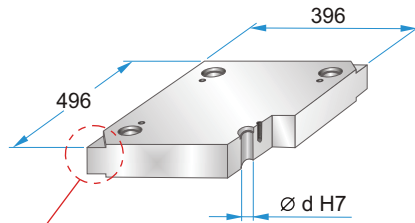
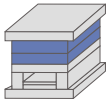
22	1730
27	2083
36	2085
46	2162
56	2311
66	2312
76	2738
86	Toolox33
96	Toolox44
116	2738HH
136	2714HH
156	
176	

Corner undercuts upon request.
Podcięcia do demontażu na życzenie.
Abhebeecken erhältlich.
Доступно высвобождение на углах плит.

Material info



PK 31
PKA 31



Corner undercuts upon request.
Podcięcia do demontażu na życzenie.
Abhebecken erhältlich.
Доступно высвобождение на углах плит.



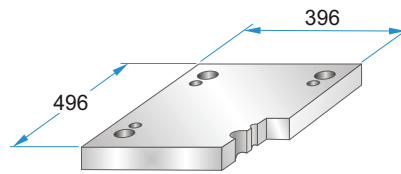
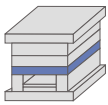
	d
PK 31	41,3
PKA 31	41,4

PK 31 - 396 x 496 x h /
PKA 31-396 x 496 x h / material

22	1730
27	2083
36	2085
46	2162
56	2311
66	2312
76	2343
86	2738
96	2767
116	Toolox33
136	Toolox44
156	2738HH
	2714HH

Material info

PK 04
PKA 04



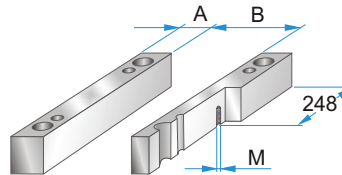
PK 04 - 396 x 496 x h /
PKA 04-396 x 496 x h / material

36	1730
46	2312
56	2085
66	
76	
86	
96	

PK 05
PKA 05




	A	B	M
PK 05	62	272	----
PKA 05	62	272	M10



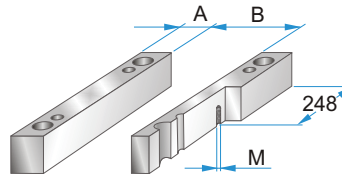
PK 05 - 396 x 496 x h /
PKA 05-396 x 496 x h / material

56	1730
66	2085
76	
86	
96	
116	
136	
156	

PK 55
PKA 55



	A	B	M
PK 55	86	224	----
PKA 55	86	224	M10



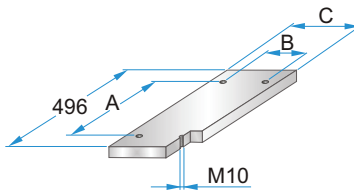
PK 55 - 396 x 496 x h /
PKA 55-396 x 496 x h / material

56	1730
66	2085
76	
86	
96	
116	
136	
156	

PK 06
PKA 06



	A	B	C
PK 06	414	240	268
PKA 06	360	230	268



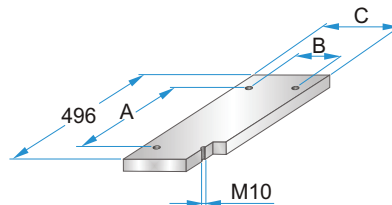
PK 06 - 396 x 496 x h /
PKA 06-396 x 496 x h / material

22	1730
	2085

PK 65
PKA 65



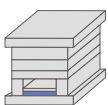
	A	B	C
PK 65	414	192	220
PKA 65	360	180	218



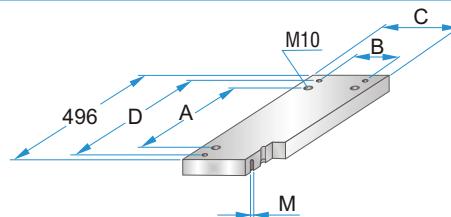
PK 65 - 396 x 496 x h /
PKA 65-396 x 496 x h / material

22	1730
	2085

PK 07
PKA 07



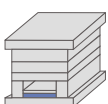
	A	B	C	D	M
PK 07	414	240	268	460	M4
PKA 07	360	230	268	458	M5



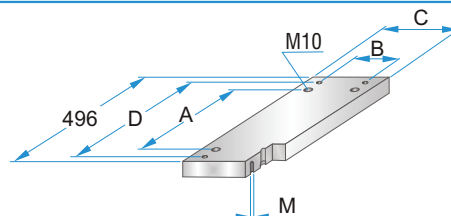
PK 07 - 396 x 496 x h /
PKA 07-396 x 496 x h / material

27	1730
	2312
	2085

PK 75
PKA 75



	A	B	C	D	M
PK 75	414	192	220	460	M4
PKA 75	360	180	218	458	M5



PK 75 - 396 x 496 x h /
PKA 75-396 x 496 x h / material

27	1730
	2312
	2085