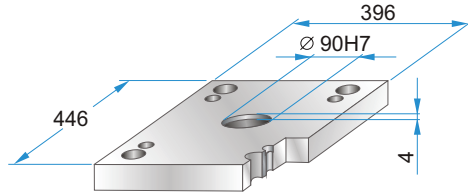


Dimensions and tolerances
Wymiary i tolerancje
Abmessungen und Toleranzen
Размеры и допуски



	A	B	C
PK	374	280	274
PKA	374	280	274

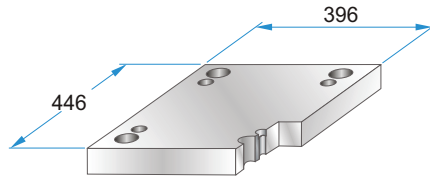
PK 01
PKA 01



PK 01 - 346 x 446 x h / material
PKA 01-346 x 446 x h / material

27	1730
36	2312
46	2085

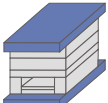
PK 11
PKA 11



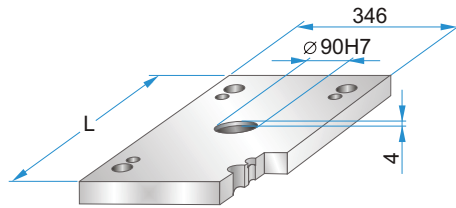
PK 11 - 346 x 446 x h / material
PKA 11-346 x 446 x h / material

27	1730
36	2312
46	2085

PK 02
PKA 02



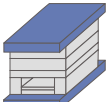
	L
PK 02	496
PKA 02	596



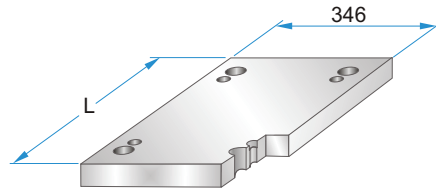
PK 02 - 346 x 446 x h / material
PKA 02-346 x 446 x h / material

27	1730
36	2312
46	2085

PK 12
PKA 12



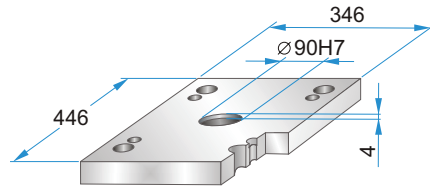
	L
PK 12	496
PKA 12	596



PK 12 - 346 x 446 x h / material
PKA 12-346 x 446 x h / material

27	1730
36	2312
46	2085

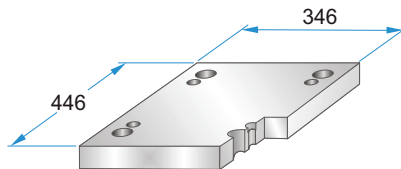
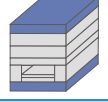
PK 21
PKA 21



PK 21 - 346 x 446 x h / material
PKA 21-346 x 446 x h / material

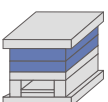
22	1730
27	2312
36	2085
46	

PK 22
PKA 22

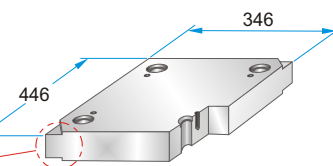


PK 22 - 346 x 446 x h / material
PKA 22-346 x 446 x h / material

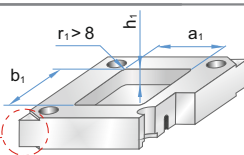
22	1730
27	2312
36	2085
46	



PK 03
PKA 03



PK 35
PKA 35



PK 03 - 346 x 446 x h / material
PKA 03-346 x 446 x h / material

PK 35 - 346 x 446 x h / material
PKA 35-346 x 446 x h / (a₁/b₁/h₁/r₁)

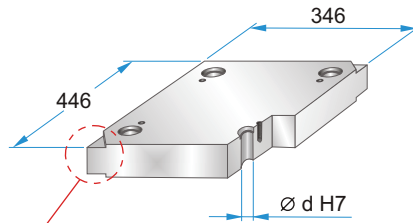
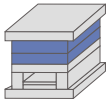
22	1730
27	2083
36	2085
46	2162
56	2311
66	2312
76	2738
86	Toolox33
96	Toolox44
116	2738HH
136	2714HH
156	
176	

Material info



Corner undercuts upon request.
Podcięcia do demontażu na życzenie.
Abhebeecken erhältlich.
Доступно высвобождение на углах плит.

PK 31
PKA 31



Corner undercuts upon request.
Podcięcia do demontażu na życzenie.
Abhebecken erhältlich.
Доступно высвобождение на углах плит.



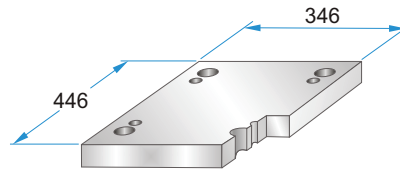
	d
PK 31	41,3
PKA 31	41,4

PK 31 - 346 x 446 x h /
PKA 31-346 x 446 x h / material

22	1730
27	2083
36	2085
46	2162
56	2311
66	2312
76	2343
86	2738
96	2767
116	Toolox33
136	Toolox44
156	2738HH
	2714HH

Material info

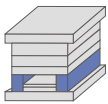
PK 04
PKA 04



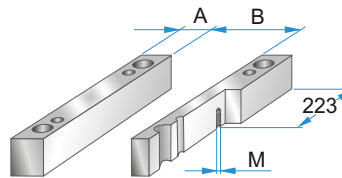
PK 04 - 346 x 446 x h /
PKA 04-346 x 446 x h / material

27	1730
36	2312
46	2085
56	
66	
76	
86	

PK 05
PKA 05



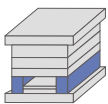
	A	B	M
PK 05	62	222	----
PKA 05	62	222	M10



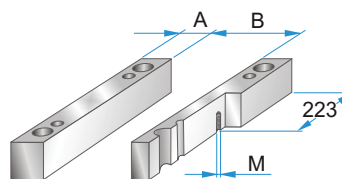
PK 05 - 346 x 446 x h /
PKA 05-346 x 446 x h / material

56	1730
66	2085
76	
86	
96	
116	
136	

PK 55
PKA 55



	A	B	M
PK 55	86	174	----
PKA 55	86	174	M10



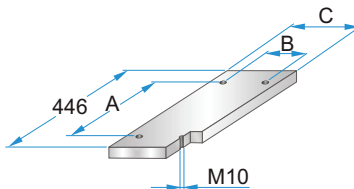
PK 55 - 346 x 446 x h /
PKA 55-346 x 446 x h / material

56	1730
66	2085
76	
86	
96	
116	
136	

PK 06
PKA 06



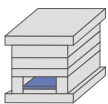
	A	B	C
PK 06	364	186	218
PKA 06	310	180	218



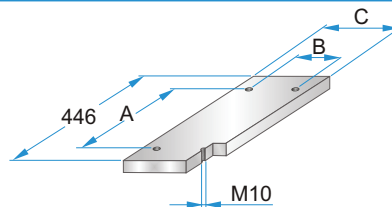
PK 06 - 346 x 446 x h /
PKA 06-346 x 446 x h / material

17	1730
	2085

PK 65
PKA 65



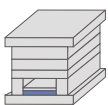
	A	B	C
PK 65	364	138	170
PKA 65	310	134	172



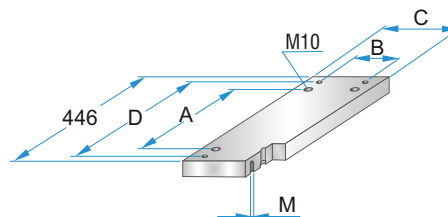
PK 65 - 346 x 446 x h /
PKA 65-346 x 446 x h / material

17	1730
	2085

PK 07
PKA 07



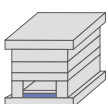
	A	B	C	D	M
PK 07	364	186	218	414	M4
PKA 07	310	180	218	408	M5



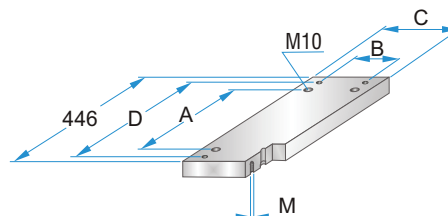
PK 07 - 346 x 446 x h /
PKA 07-346 x 446 x h / material

22	1730
	2312
	2085

PK 75
PKA 75



	A	B	C	D	M
PK 75	364	138	170	414	M4
PKA 75	310	134	172	408	M5



PK 75 - 346 x 446 x h /
PKA 75-346 x 446 x h / material

22	1730
	2312
	2085