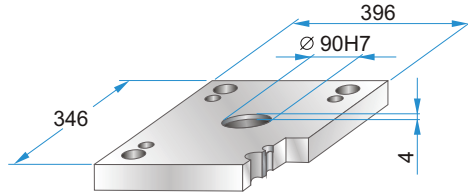


Dimensions and tolerances
Wymiary i tolerancje
Abmessungen und Toleranzen
Размеры и допуски



	A	B	C
PK	294	224	294
PKA	298	220	298

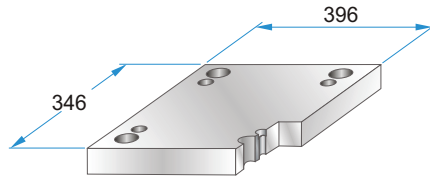
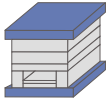
PK 01
PKA 01



PK 01 - 346 x 346 x h / material

PKA 01-346 x 346 x h /	material
27	1730
36	2312
46	2085

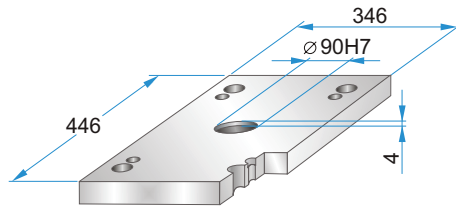
PK 11
PKA 11



PK 11 - 346 x 346 x h / material

PKA 11-346 x 346 x h /	material
27	1730
36	2312
46	2085

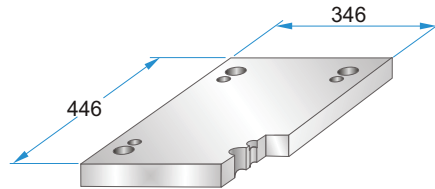
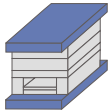
PK 02
PKA 02



PK 02 - 346 x 346 x h / material

PKA 02-346 x 346 x h /	material
27	1730
36	2312
	2085

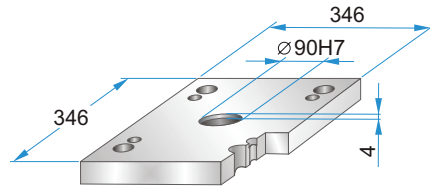
PK 12
PKA 12



PK 12 - 346 x 346 x h / material

PKA 12-346 x 346 x h /	material
27	1730
36	2312
	2085

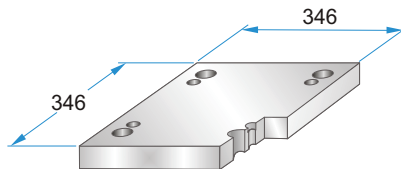
PK 21
PKA 21



PK 21 - 346 x 346 x h / material

PKA 21-346 x 346 x h /	material
22	1730
27	2312
36	2085

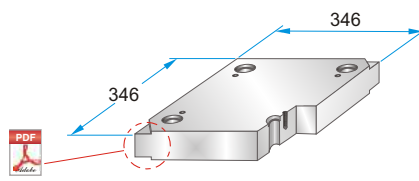
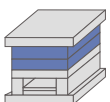
PK 22
PKA 22



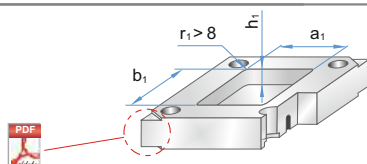
PK 22 - 346 x 346 x h / material

PKA 22-346 x 346 x h /	material
22	1730
27	2312
36	2085

PK 03
PKA 03



PK 35
PKA 35



PK 03 - 346 x 346 x h / material

PKA 03-346 x 346 x h /

PK 35 - 346 x 346 x h / material

PKA 35-346 x 346 x h / (a₁/b₁/h₁/r₁)

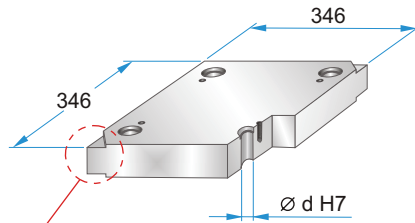
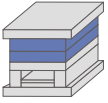
22	1730
27	2083
36	2085
46	2162
56	2311
66	2312
76	2738
86	Toolox33
96	Toolox44
116	2738HH
136	2714HH
156	
176	

Material info



Corner undercuts upon request.
Podcięcia do demontażu na życzenie.
Abhebeecken erhältlich.
Доступно высвобождение на углах плит.

PK 31
PKA 31



Corner undercuts upon request.
Podcięcia do demontażu na życzenie.
Abhebecken erhältlich.
Доступно высвобождение на углах плит.



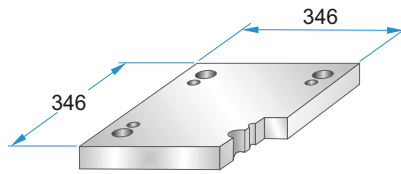
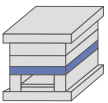
	d
PK 31	29,4
PKA 31	29,5

PK 31 - 346 x 346 x h / material
PKA 31-346 x 346 x h / material

22	1730
27	2083
36	2085
46	2162
56	2311
66	2312
76	2343
86	2738
96	2767
116	Toolox33
136	Toolox44
156	2738HH
	2714HH

Material info

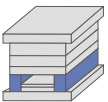
PK 04
PKA 04



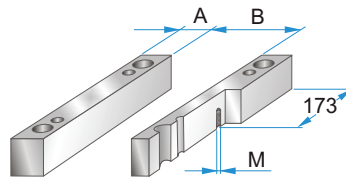
PK 04 - 346 x 346 x h / material
PKA 04-346 x 346 x h / material

27	1730
36	2312
46	2085
56	
66	
76	
86	

PK 05
PKA 05



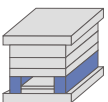
	A	B	M
PK 05	43	260	----
PKA 05	44	258	M10



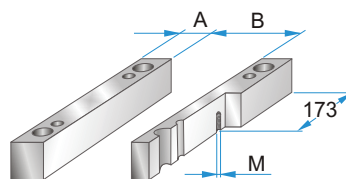
PK 05 - 346 x 346 x h / material
PKA 05-346 x 346 x h / material

56	1730
66	2085
76	
86	
96	
116	

PK 55
PKA 55



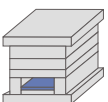
	A	B	M
PK 55	58	230	----
PKA 55	60	226	M10



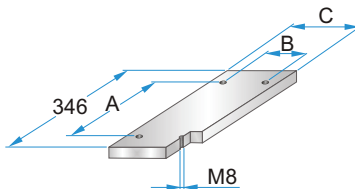
PK 55 - 346 x 346 x h / material
PKA 55-346 x 346 x h / material

56	1730
66	2085
76	
86	
96	
116	

PK 06
PKA 06



	A	B	C
PK 06	286	236	258
PKA 06	250	230	256



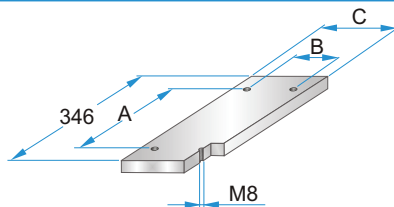
PK 06 - 346 x 346 x h / material
PKA 06-346 x 346 x h / material

17	1730
	2085

PK 65
PKA 65



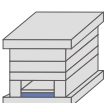
	A	B	C
PK 65	286	204	226
PKA 65	250	192	218



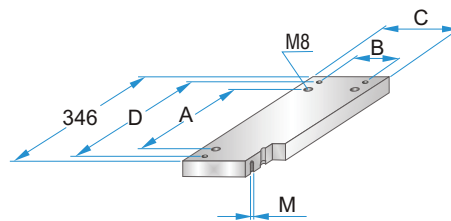
PK 65 - 346 x 346 x h / material
PKA 65-346 x 346 x h / material

17	1730
	2085

PK 07
PKA 07



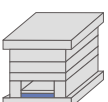
	A	B	C	D	M
PK 07	286	236	258	324	M4
PKA 07	250	230	256	320	M5



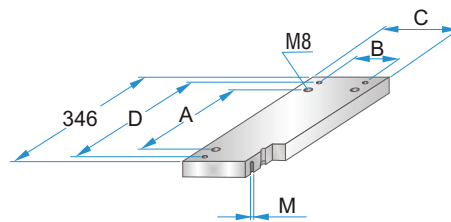
PK 07 - 346 x 346 x h / material
PKA 07-346 x 346 x h / material

22	1730
	2312
	2085

PK 75
PKA 75



	A	B	C	D	M
PK 75	286	204	226	324	M4
PKA 75	250	192	218	320	M5



PK 75 - 346 x 346 x h / material
PKA 75-346 x 346 x h / material

22	1730
	2312
	2085