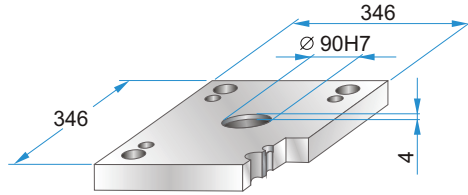


Dimensions and tolerances  
Wymiary i tolerancje  
Abmessungen und Toleranzen  
Размеры и допуски



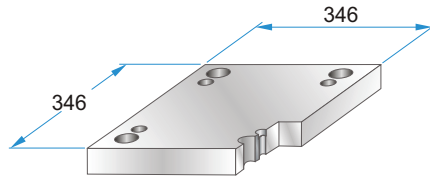
	A	B	C
<b>PK</b>	294	224	244
<b>PKA</b>	298	220	248

**PK 01**  
**PKA 01**



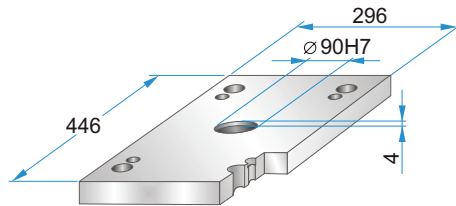
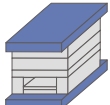
PK 01 - 296 x 346 x h /	material
PKA 01-296 x 346 x h /	
27	1730
36	2312
46	2085

**PK 11**  
**PKA 11**



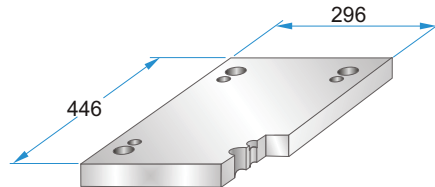
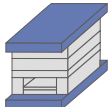
PK 11 - 296 x 346 x h /	material
PKA 11-296 x 346 x h /	
27	1730
36	2312
46	2085

**PK 02**  
**PKA 02**



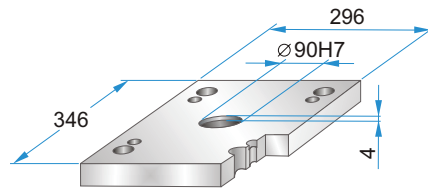
PK 02 - 296 x 346 x h /	material
PKA 02-296 x 346 x h /	
27	1730
36	2312
	2085

**PK 12**  
**PKA 12**



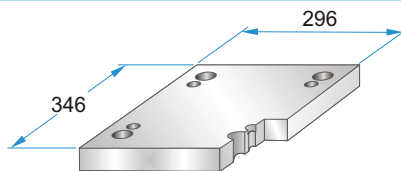
PK 12 - 296 x 346 x h /	material
PKA 12-296 x 346 x h /	
27	1730
36	2312
	2085

**PK 21**  
**PKA 21**

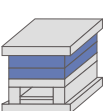


PK 21 - 296 x 346 x h /	material
PKA 21-296 x 346 x h /	
22	1730
27	2312
36	2085

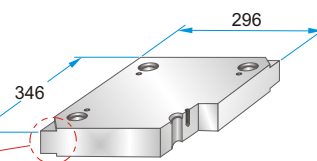
**PK 22**  
**PKA 22**



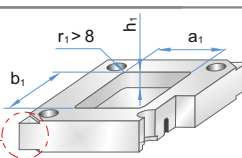
PK 22 - 296 x 346 x h /	material
PKA 22-296 x 346 x h /	
22	1730
27	2312
36	2085



**PK 03**  
**PKA 03**



**PK 35**  
**PKA 35**



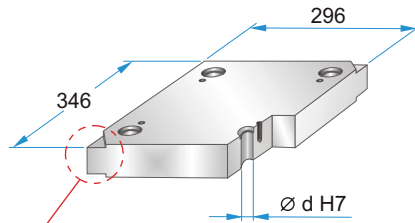
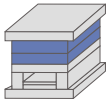
PK 03 - 296 x 346 x h /	material
PKA 03-296 x 346 x h /	
PK 35 - 296 x 346 x h /	material
PKA 35-296 x 346 x h /	(a <sub>1</sub> /b <sub>1</sub> /h <sub>1</sub> /r <sub>1</sub> )
17	1730
22	2083
27	2085
36	2162
46	2311
56	2312
66	2738
76	Toolox33
86	Toolox44
96	2738HH
116	2714HH
136	
156	

Corner undercuts upon request.  
Podcięcia do demontażu na życzenie.  
Abhebeecken erhältlich.  
Доступно высвобождение на углах плит.

Material info



**PK 31**  
**PKA 31**



Corner undercuts upon request.  
Podcięcia do demontażu na życzenie.  
Abhebeecken erhältlich.  
Доступно высвобождение на углах плит.



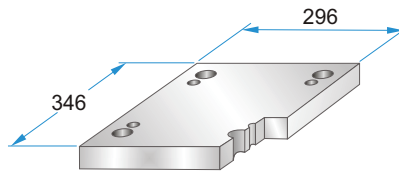
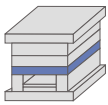
	d
PK 31	29,4
PKA 31	29,5

PK 31 - 296 x 346 x h / material  
PKA 31-296 x 346 x h / material

22	1730
27	2083
36	2085
46	2162
56	2311
66	2312
76	2343
86	2738
96	2767
116	Toolox33
136	Toolox44
	2738HH
	2714HH

Material info

**PK 04**  
**PKA 04**



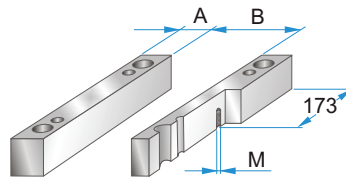
PK 04 - 296 x 346 x h / material  
PKA 04-296 x 346 x h / material

27	1730
36	2312
46	2085
56	
66	
76	
86	

**PK 05**  
**PKA 05**



	A	B	M
PK 05	43	210	----
PKA 05	44	208	M10



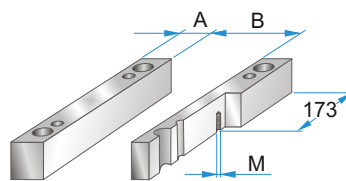
PK 05 - 296 x 346 x h / material  
PKA 05-296 x 346 x h / material

56	1730
66	2085
76	
86	
96	
116	

**PK 55**  
**PKA 55**



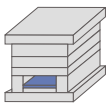
	A	B	M
PK 55	58	180	----
PKA 55	60	176	M10



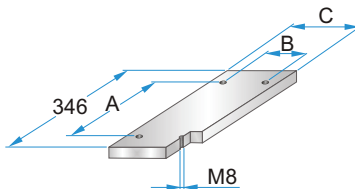
PK 55 - 296 x 346 x h / material  
PKA 55-296 x 346 x h / material

56	1730
66	2085
76	
86	
96	
116	

**PK 06**  
**PKA 06**



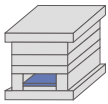
	A	B	C
PK 06	286	186	208
PKA 06	250	180	206



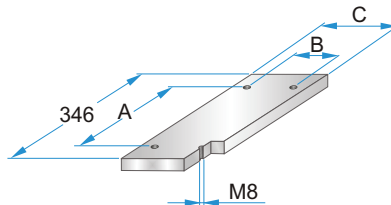
PK 06 - 296 x 346 x h / material  
PKA 06-296 x 346 x h / material

17	1730
	2085

**PK 65**  
**PKA 65**



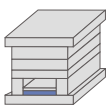
	A	B	C
PK 65	286	154	176
PKA 65	250	146	172



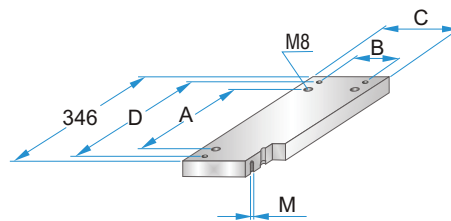
PK 65 - 296 x 346 x h / material  
PKA 65-296 x 346 x h / material

17	1730
	2085

**PK 07**  
**PKA 07**



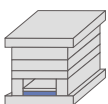
	A	B	C	D	M
PK 07	286	186	208	324	M4
PKA 07	250	180	206	320	M5



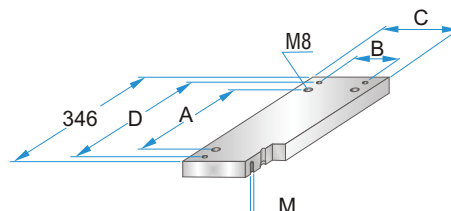
PK 07 - 296 x 346 x h / material  
PKA 07-296 x 346 x h / material

22	1730
	2312
	2085

**PK 75**  
**PKA 75**



	A	B	C	D	M
PK 75	286	154	176	324	M4
PKA 75	250	146	172	320	M5



PK 75 - 296 x 346 x h / material  
PKA 75-296 x 346 x h / material

22	1730
	2312
	2085