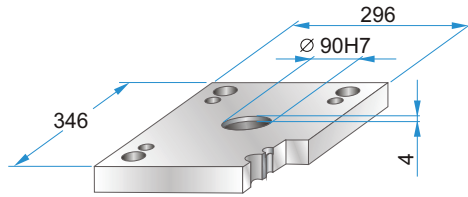


Dimensions and tolerances
Wymiary i tolerancje
Abmessungen und Toleranzen
Размеры и допуски



	A	B	C
PK	294	224	194
PKA	298	220	198

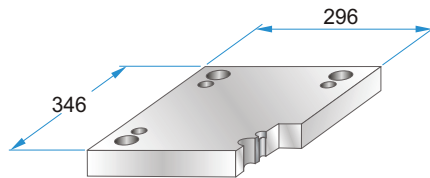
PK 01
PKA 01



PK 01 - 246 x 346 x h / material
PKA 01-246 x 346 x h / material

27	1730
36	2312
46	2085

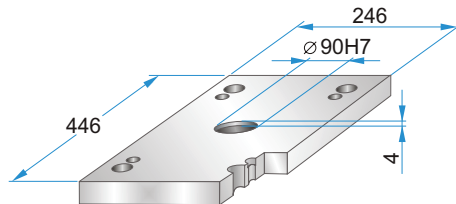
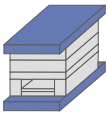
PK 11
PKA 11



PK 11 - 246 x 346 x h / material
PKA 11-246 x 346 x h / material

27	1730
36	2312
46	2085

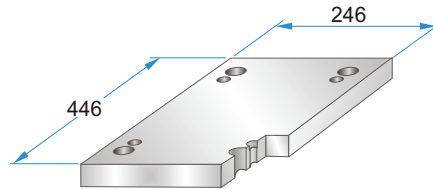
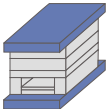
PK 02
PKA 02



PK 02 - 246 x 346 x h / material
PKA 02-246 x 346 x h / material

27	1730
36	2312
	2085

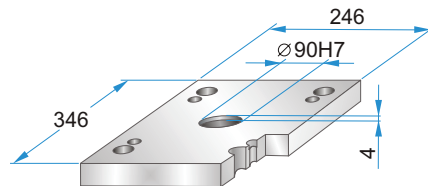
PK 12
PKA 12



PK 12 - 246 x 346 x h / material
PKA 12-246 x 346 x h / material

27	1730
36	2312
	2085

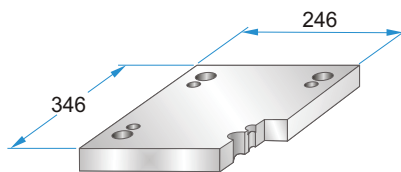
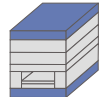
PK 21
PKA 21



PK 21 - 246 x 346 x h / material
PKA 21-246 x 346 x h / material

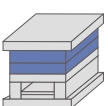
22	1730
27	2312
36	2085

PK 22
PKA 22

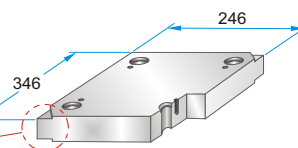


PK 22 - 246 x 346 x h / material
PKA 22-246 x 346 x h / material

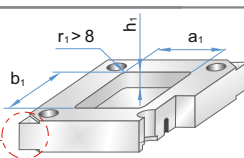
22	1730
27	2312
36	2085



PK 03
PKA 03



PK 35
PKA 35



PK 03 - 246 x 346 x h / material
PKA 03-246 x 346 x h / material

PK 35 - 246 x 346 x h / material
PKA35-246 x 346 x h / (a1/b1/h1/r1)

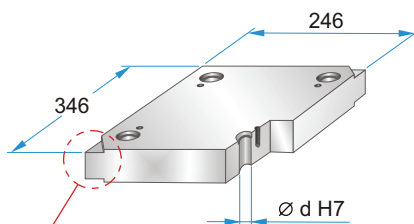
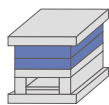
17	1730
22	2083
27	2085
36	2162
46	2311
56	2312
66	2738
76	Toolox33
86	Toolox44
96	2738HH
116	2714HH
136	

Material info



Corner undercuts upon request.
Podcięcia do demontażu na życzenie.
Abhebeecken erhältlich.
Доступно высвобождение на углах плит.

PK 31
PKA 31



Corner undercuts upon request.
Podcięcia do demontażu na życzenie.
Abhebeecken erhältlich.
Доступно высвобождение на углах плит.



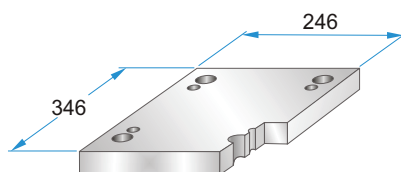
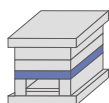
	d
PK 31	29,4
PKA 31	29,5

PK 31 - 246 x 346 x h /
PKA 31-246 x 346 x h / material

22	1730
27	2083
36	2085
46	2162
56	2311
66	2312
76	2343
86	2738
96	2767
116	Toolox33
	Toolox44
	2738HH
	2714HH

Material info

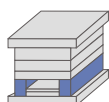
PK 04
PKA 04



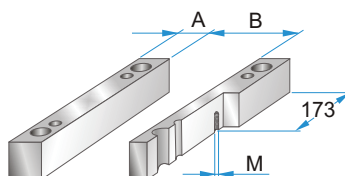
PK 04 - 246 x 346 x h /
PKA 04-246 x 346 x h / material

27	1730
36	2312
46	2085
56	
66	

PK 05
PKA 05



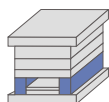
	A	B	M
PK 05	43	160	----
PKA 05	44	158	M10



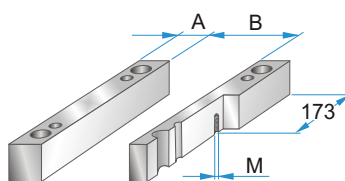
PK 05 - 246 x 346 x h /
PKA 05-246 x 346 x h / material

56	1730
66	2085
76	
86	
96	
116	

PK 55
PKA 55



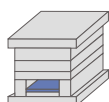
	A	B	M
PK 55	58	130	----
PKA 55	60	126	M10



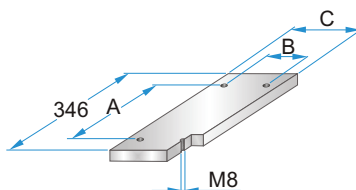
PK 55 - 246 x 346 x h /
PKA 55-246 x 346 x h / material

56	1730
66	2085
76	
86	
96	
116	

PK 06
PKA 06



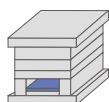
	A	B	C
PK 06	286	136	158
PKA 06	250	130	156



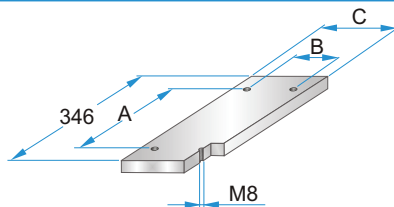
PK 06 - 246 x 346 x h /
PKA 06-246 x 346 x h / material

17	1730
	2085

PK 65
PKA 65



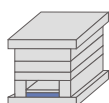
	A	B	C
PK 65	286	104	126
PKA 65	250	96	122



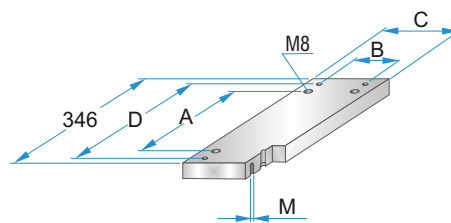
PK 65 - 246 x 346 x h /
PKA 65-246 x 346 x h / material

17	1730
	2085

PK 07
PKA 07



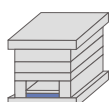
	A	B	C	D	M
PK 07	286	136	158	324	M4
PKA 07	250	130	156	320	M5



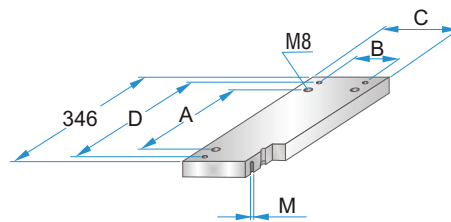
PK 07 - 246 x 346 x h /
PKA 07-246 x 346 x h / material

22	1730
	2312
	2085

PK 75
PKA 75



	A	B	C	D	M
PK 75	286	104	126	324	M4
PKA 75	250	96	122	320	M5



PK 75 - 246 x 346 x h /
PKA 75-246 x 346 x h / material

22	1730
	2312
	2085