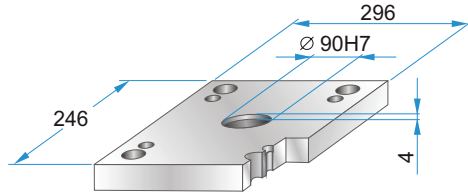


Dimensions and tolerances
Wymiary i tolerancje
Abmessungen und Toleranzen
Размеры и допуски



	A	B	C	d	d2
PK	200	130	200	30	M12
PKA	206	136	206	26	M10

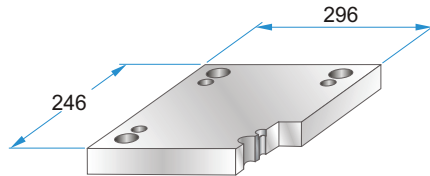
PK 01
PKA 01



PK 01 - 246 x 246 x h / material
PKA 01-246 x 246 x h / material

22	1730
27	2312
36	2085

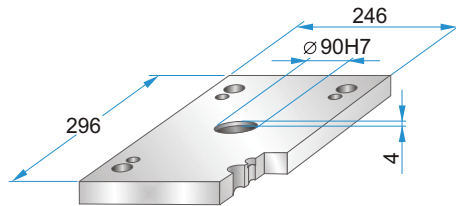
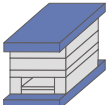
PK 11
PKA 11



PK 11 - 246 x 246 x h / material
PKA 11-246 x 246 x h / material

22	1730
27	2312
36	2085

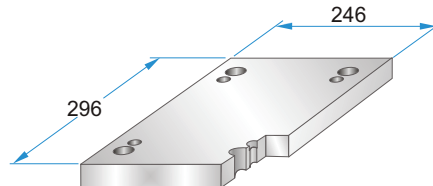
PK 02
PKA 02



PK 02 - 246 x 246 x h / material
PKA 02-246 x 246 x h / material

22	1730
27	2312
36	2085

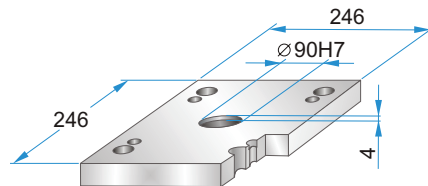
PK 12
PKA 12



PK 12 - 246 x 246 x h / material
PKA 12-246 x 246 x h / material

22	1730
27	2312
36	2085

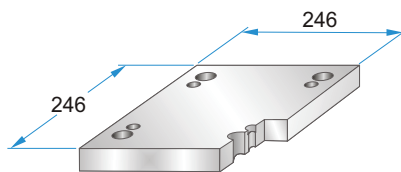
PK 21
PKA 21



PK 21 - 246 x 246 x h / material
PKA 21-246 x 246 x h / material

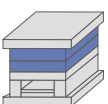
22	1730
27	2312
	2085

PK 22
PKA 22

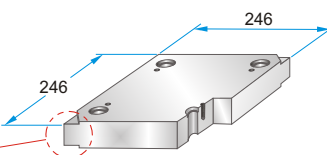


PK 22 - 246 x 246 x h / material
PKA 22-246 x 246 x h / material

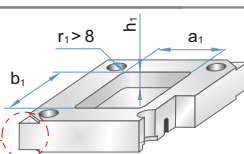
17	1730
22	2312
27	2085



PK 03
PKA 03



PK 35
PKA 35



PK 03 - 246 x 246 x h / material
PKA 03-246 x 246 x h / material

PK 35 - 246 x 246 x h / material
PKA 35-246 x 246 x h / (a1/b1/h1/r1)

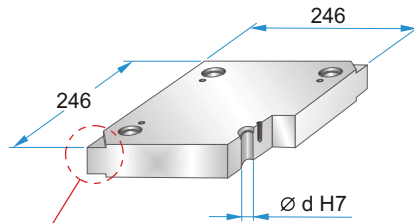
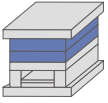
17	1730
22	2083
27	2085
36	2162
46	2311
56	2312
66	2738
76	Toolox33
86	Toolox44
96	2738HH
116	2714HH
136	

Material info



Corner undercuts upon request.
Podcięcia do demontażu na życzenie.
Abhebeecken erhältlich.
Доступно высвобождение на углах плит.

PK 31
PKA 31



Corner undercuts upon request.
Podcięcia do demontażu na życzenie.
Abhebeecken erhältlich.
Доступно высвобождение на углах плит.



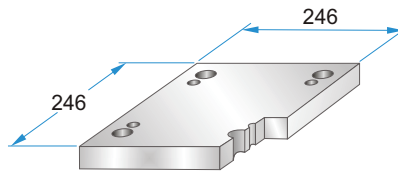
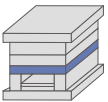
	d
PK 31	29,4
PKA 31	25,6

PK 31 - 246 x 246 x h /
PKA 31-246 x 246 x h / material

17	1730
22	2083
27	2085
36	2162
46	2311
56	2312
66	2343
76	2738
86	2767
96	Toolox33
116	Toolox44
	2738HH
	2714HH

Material info

PK 04
PKA 04



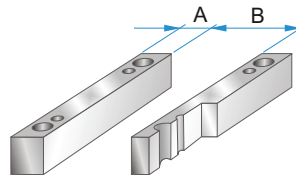
PK 04 - 246 x 246 x h /
PKA 04-246 x 246 x h / material

22	1730
27	2312
36	2085
46	
56	
66	

PK 05
PKA 05



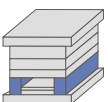
	A	B
PK 05	43	160
PKA 05	36	174



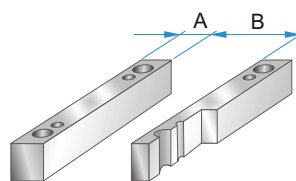
PK 05 - 246 x 246 x h /
PKA 05-246 x 246 x h / material

46	1730
56	2085
66	
76	
86	
96	

PK 55
PKA 55



	A	B
PK 55	58	130
PKA 55	50	146



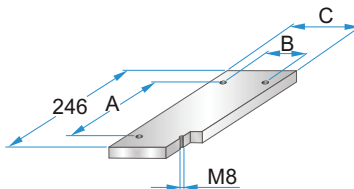
PK 55 - 246 x 246 x h /
PKA 55-246 x 246 x h / material

46	1730
56	2085
66	
76	
86	
96	

PK 06
PKA 06



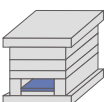
	A	B	C
PK 06	180	130	158
PKA 06	170	146	172



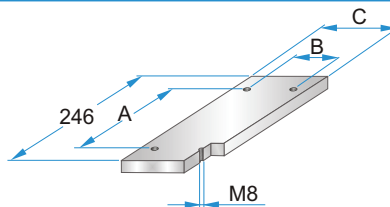
PK 06 - 246 x 246 x h /
PKA 06-246 x 246 x h / material

12	1730
	2085

PK 65
PKA 65



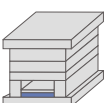
	A	B	C
PK 65	180	98	126
PKA 65	170	116	142



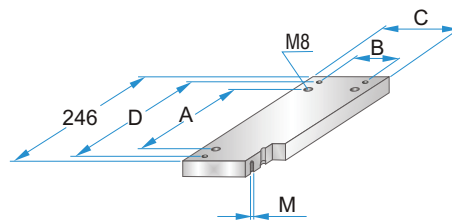
PK 65 - 246 x 246 x h /
PKA 65-246 x 246 x h / material

12	1730
	2085

PK 07
PKA 07



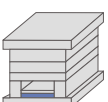
	A	B	C	D	M
PK 07	180	130	158	214	M4
PKA 07	170	146	172	220	M5



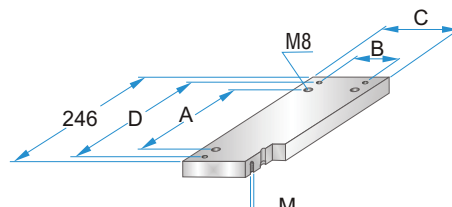
PK 07 - 246 x 246 x h /
PKA 07-246 x 246 x h / material

17	1730
	2312
	2085

PK 75
PKA 75



	A	B	C	D	M
PK 75	180	98	126	214	M4
PKA 75	170	116	142	220	M5



PK 75 - 246 x 246 x h /
PKA 75-246 x 246 x h / material

17	1730
	2312
	2085