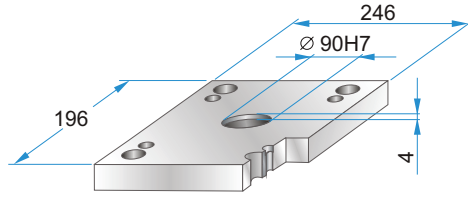


Dimensions and tolerances  
Wymiary i tolerancje  
Abmessungen und Toleranzen  
Размеры и допуски



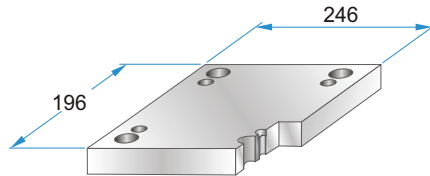
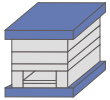
	A	B	C
<b>PK</b>	152	100	154
<b>PKA</b>	156	86	156

**PK 01**  
**PKA 01**



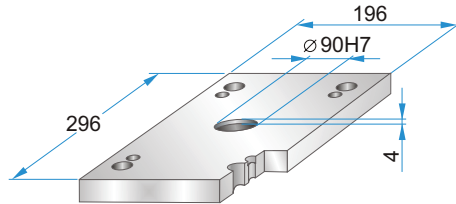
PK 01 - 196 x 196 x h /	material
PKA 01-196 x 196 x h /	
22	1730
27	2312
36	2085
46	

**PK 11**  
**PKA 11**



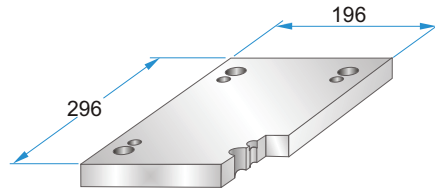
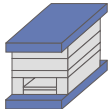
PK 11 - 196 x 196 x h /	material
PKA 11-196 x 196 x h /	
22	1730
27	2312
36	2085
46	

**PK 02**  
**PKA 02**



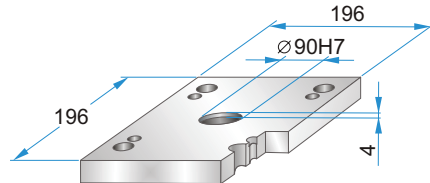
PK 02 - 196 x 196 x h /	material
PKA 02-196 x 196 x h /	
22	1730
27	2312
36	2085

**PK 12**  
**PKA 12**



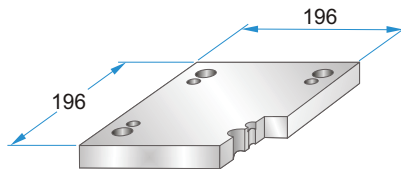
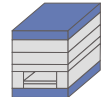
PK 12 - 196 x 196 x h /	material
PKA 12-196 x 196 x h /	
22	1730
27	2312
36	2085

**PK 21**  
**PKA 21**



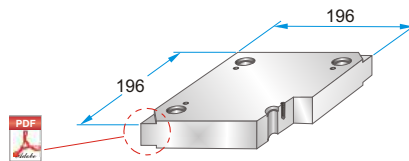
PK 21 - 196 x 196 x h /	material
PKA 21-196 x 196 x h /	
17	1730
22	2312
27	2085

**PK 22**  
**PKA 22**

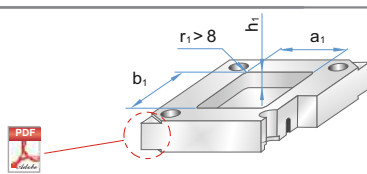


PK 22 - 196 x 196 x h /	material
PKA 22-196 x 196 x h /	
17	1730
22	2312
27	2085

**PK 03**  
**PKA 03**



**PK 35**  
**PKA 35**



PK 03 - 196 x 196 x h /	material
PKA 03-196 x 196 x h /	
PK 35 - 196 x 196 x h /	material
PKA 35-196 x 196 x h /	(a1/b1/h1/r1)

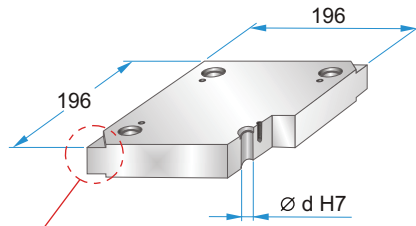
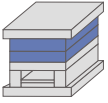
17	1730
22	2083
27	2085
36	2162
46	2311
56	2312
66	2738
76	Toolox33
86	Toolox44
96	2738HH
116	2714HH

Corner undercuts upon request.  
Podcięcia do demontażu na życzenie.  
Abhebecken erhältlich.  
Доступно высвобождение на углах плит.

Material info



**PK 31**  
**PKA 31**



Corner undercuts upon request.  
Podcięcia do demontażu na życzenie.  
Abhebeecken erhältlich.  
Доступно высвобождение на углах плит.



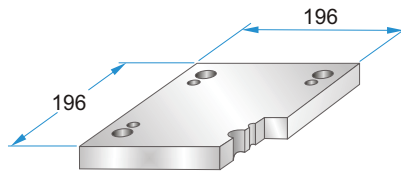
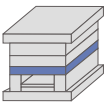
	d
PK 31	25,5
PKA 31	25,6

PK 31 - 196 x 196 x h /  
PKA 31-196 x 196 x h / material

17	1730
22	2083
27	2085
36	2162
46	2311
56	2312
66	2343
76	2738
86	2767
96	Toolox33
	Toolox44
	2738HH
	2714HH

Material info

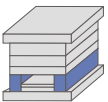
**PK 04**  
**PKA 04**



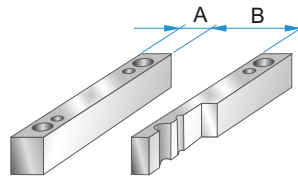
PK 04 - 196 x 196 x h /  
PKA 04-196 x 196 x h / material

17	1730
22	2312
27	2085
36	
46	
56	
66	

**PK 05**  
**PKA 05**



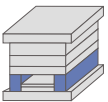
	A	B
PK 05	38	120
PKA 05	36	124



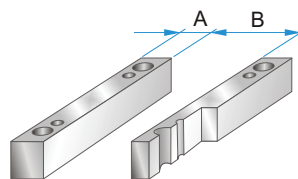
PK 05 - 196 x 196 x h /  
PKA 05-196 x 196 x h / material

46	1730
56	2085
66	
76	
86	
96	

**PK 55**  
**PKA 55**



	A	B
PK 55	52	92
PKA 55	50	96



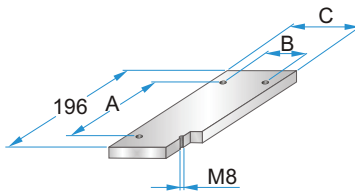
PK 55 - 196 x 196 x h /  
PKA 55-196 x 196 x h / material

46	1730
56	2085
66	
76	
86	
96	

**PK 06**  
**PKA 06**



	A	B	C
PK 06	132	96	118
PKA 06	120	96	122



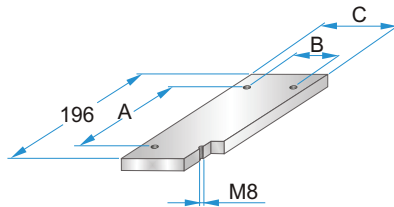
PK 06 - 196 x 196 x h /  
PKA 06-196 x 196 x h / material

12	1730
	2085

**PK 65**  
**PKA 65**



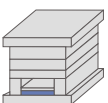
	A	B	C
PK 65	132	66	88
PKA 65	120	68	94



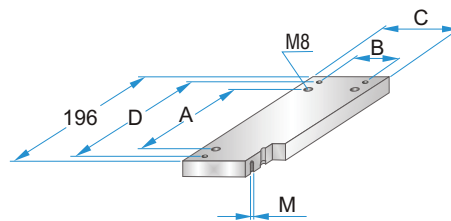
PK 65 - 196 x 196 x h /  
PKA 65-196 x 196 x h / material

12	1730
	2085

**PK 07**  
**PKA 07**



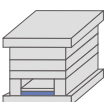
	A	B	C	D	M
PK 07	132	96	118	166	M4
PKA 07	120	96	122	170	M5



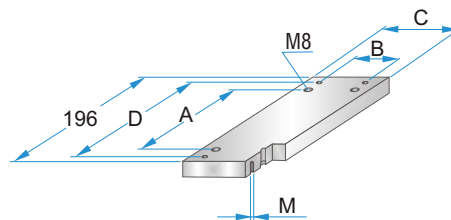
PK 07 - 196 x 196 x h /  
PKA 07-196 x 196 x h / material

17	1730
	2312
	2085

**PK 75**  
**PKA 75**



	A	B	C	D	M
PK 75	132	66	88	166	M4
PKA 75	120	68	94	170	M5



PK 75 - 196 x 196 x h /  
PKA 75-196 x 196 x h / material

17	1730
	2312
	2085