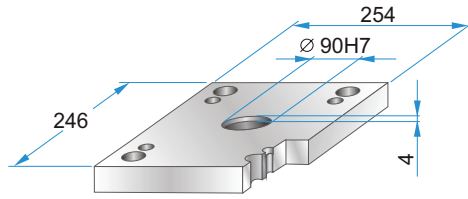


Dimensions and tolerances
Wymiary i tolerancje
Abmessungen und Toleranzen
Размеры и допуски



	A	B	C
PK	202	150	148

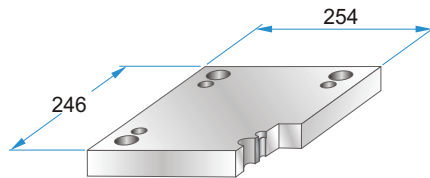
PK 01



PK 01 - 190 x 246 x h / material

22	1730
27	2312
	2085

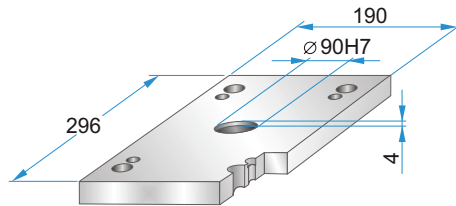
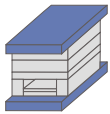
PK 11



PK 11 - 190 x 246 x h / material

22	1730
27	2312
	2085

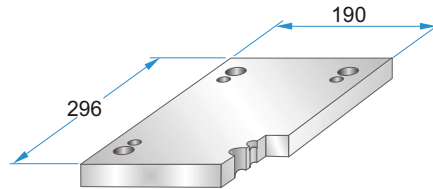
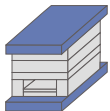
PK 02



PK 02 - 190 x 246 x h / material

22	1730
27	2312
	2085

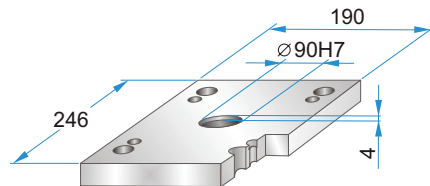
PK 12



PK 12 - 190 x 246 x h / material

22	1730
27	2312
	2085

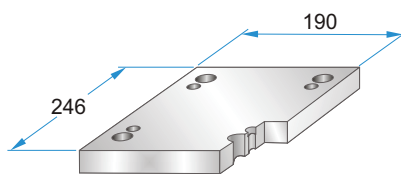
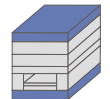
PK 21



PK 21 - 190 x 246 x h / material

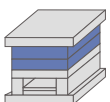
17	1730
22	2312
	2085

PK 22

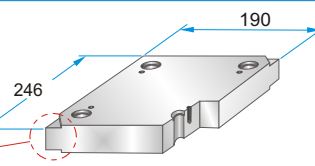


PK 22 - 190 x 246 x h / material

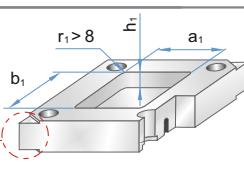
17	1730
22	2312
	2085



PK 03



PK 35



PK 03 - 190 x 246 x h / material

PK 35 - 190 x 246 x h / material
(a₁/b₁/h₁/r₁)

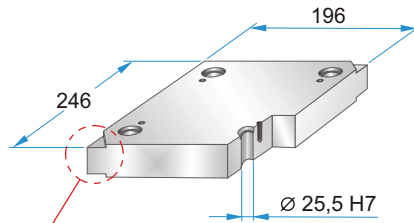
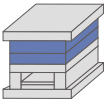
17	1730
22	2083
27	2085
36	2162
46	2311
56	2312
66	2738
76	Toolox33
86	Toolox44
96	2738HH
	2714HH

Corner undercuts upon request.
Podcięcia do demontażu na życzenie.
Abhebecken erhältlich.
Доступно высвобождение на углах плит.

Material info



PK 31



Corner undercuts upon request.
Podcięcia do demontażu na życzenie.
Abhebeecken erhältlich.
Доступно высвобождение на углах плит.

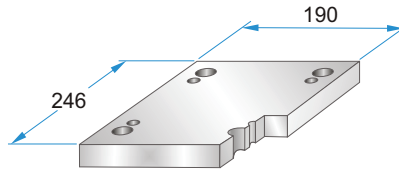
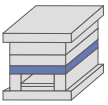


PK 31 - 190 x 246 x h / material

17	1730
22	2083
27	2085
36	2162
46	2311
56	2312
66	2343
76	2738
86	2767
96	Toolox33
	Toolox44
	2738HH
	2714HH

Material info

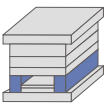
PK 04



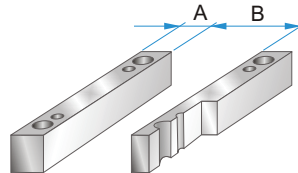
PK 04 - 190 x 246 x h / material

27	1730
36	2312
46	2085
56	

PK 05



	A	B
PK 05	38	114



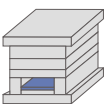
PK 05 - 190 x 246 x h / material

46	1730
56	2085
76	

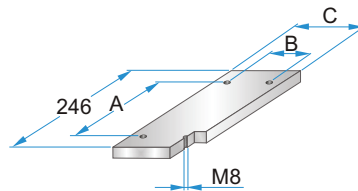
PK 55



PK 06



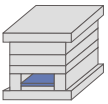
	A	B	C
PK 06	182	90	112



PK 06 - 190 x 246 x h / material

12	1730
	2085

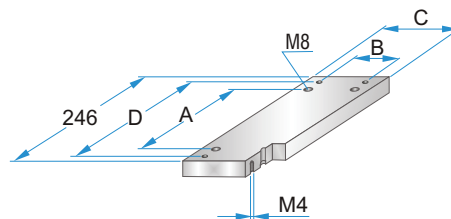
PK 65



PK 07



	A	B	C	D
PK 07	182	90	112	216



PK 07 - 190 x 246 x h / material

17	1730
	2312
	2085

PK 75

