

Dimensions and tolerances
Wymiary i tolerancje
Abmessungen und Toleranzen
Размеры и допуски

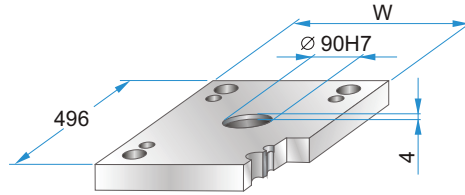


	A	B	C
PK	424	330	424
PKA	424	330	424

PK 01
PKA 01



	W
PK 01	596
PKA 01	546

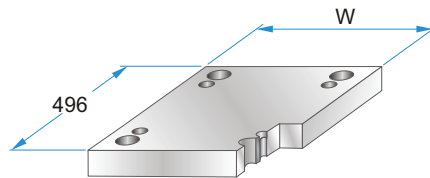


PK 01 - 496 x 496 x h /	material
PKA 01-496 x 496 x h /	
36	1730
46	2312
56	2085

PK 11
PKA 11

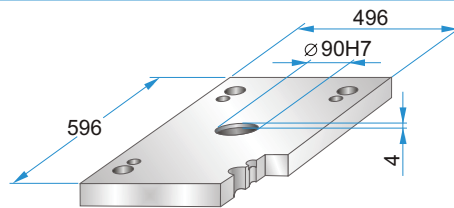
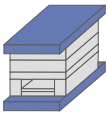


	W
PK 11	596
PKA 11	546



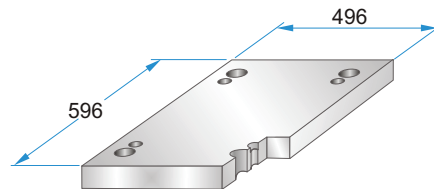
PK 11 - 496 x 496 x h /	material
PKA 11-496 x 496 x h /	
36	1730
46	2312
56	2085

PK 02
PKA 02



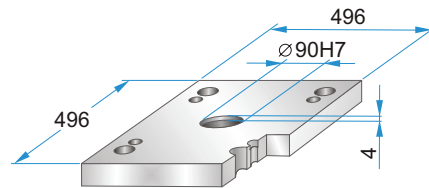
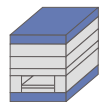
PK 02 - 496 x 496 x h /	material
PKA 02-496 x 496 x h /	
36	1730
46	2312
56	2085

PK 12
PKA 12



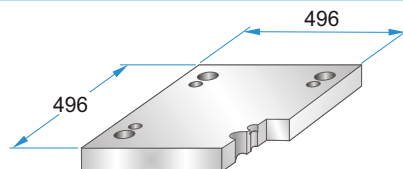
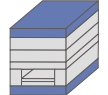
PK 12 - 496 x 496 x h /	material
PKA 12-496 x 496 x h /	
36	1730
46	2312
56	2085

PK 21
PKA 21



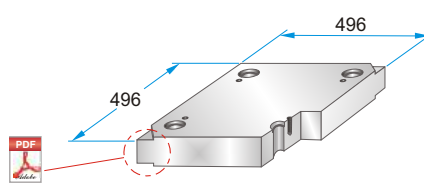
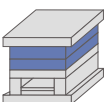
PK 21 - 496 x 496 x h /	material
PKA 21-496 x 496 x h /	
27	1730
36	2312
46	2085
56	

PK 22
PKA 22

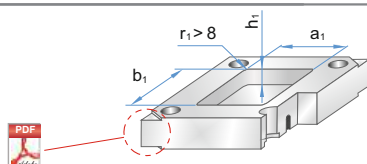


PK 22 - 496 x 496 x h /	material
PKA 22-496 x 496 x h /	
27	1730
36	2312
46	2085
56	

PK 03
PKA 03



PK 35
PKA 35



PK 03 - 496 x 496 x h /	material
PKA 03-496 x 496 x h /	
PK 35 - 496 x 496 x h /	material
PKA 35-496 x 496 x h /	(a1/b1/h1/r1)

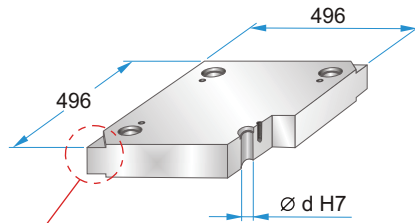
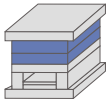
27	1730
36	2083
46	2085
56	2162
66	2311
76	2312
86	2738
96	Toolox33
116	Toolox44
136	2738HH
156	2714HH
176	

Corner undercuts upon request.
Podcięcia do demontażu na życzenie.
Abhebeecken erhältlich.
Доступно высвобождение на углах плит.

Material info



PK 31
PKA 31




Corner undercuts upon request.
Podcięcia do demontażu na życzenie.
Abhebecken erhältlich.
Доступно высвобождение на углах плит.



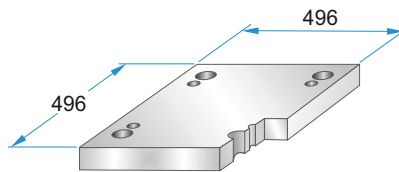
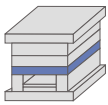
	d
PK 31	41,3
PKA 31	41,4

PK 31 - 496 x 496 x h /
PKA 31-496 x 496 x h / material

27	1730
36	2083
46	2085
56	2162
66	2311
76	2312
86	2343
96	2738
116	2767
136	Toolox33
156	Toolox44
176	2738HH
	2714HH

Material info 

PK 04
PKA 04



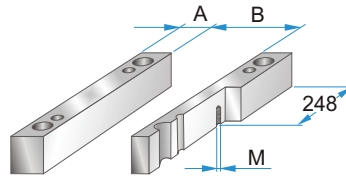
PK 04 - 496 x 496 x h /
PKA 04-496 x 496 x h / material

46	1730
56	2312
66	2085
76	
86	
96	

PK 05
PKA 05



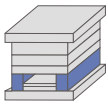
	A	B	M
PK 05	62	372	----
PKA 05	62	372	M10



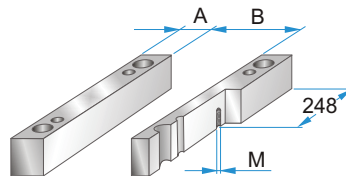
PK 05 - 496 x 496 x h /
PKA 05-496 x 496 x h / material

66	1730
76	2085
86	
96	
116	
136	
156	

PK 55
PKA 55



	A	B	M
PK 55	86	324	----
PKA 55	86	324	M10



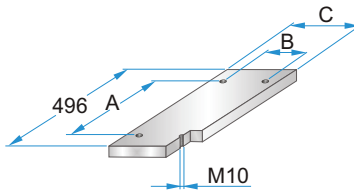
PK 55 - 496 x 496 x h /
PKA 55-496 x 496 x h / material

66	1730
76	2085
86	
96	
116	
136	
156	

PK 06
PKA 06



	A	B	C
PK 06	414	336	368
PKA 06	360	330	368



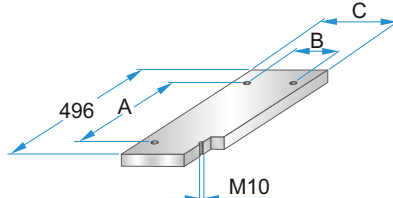
PK 06 - 496 x 496 x h /
PKA 06-496 x 496 x h / material

22	1730
27	2085

PK 65
PKA 65



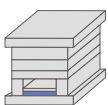
	A	B	C
PK 65	414	288	320
PKA 65	360	280	318



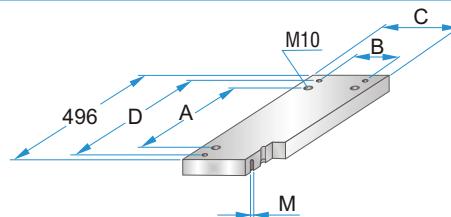
PK 65 - 496 x 496 x h /
PKA 65-496 x 496 x h / material

22	1730
27	2085

PK 07
PKA 07



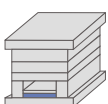
	A	B	C	D	M
PK 07	414	336	368	464	M4
PKA 07	360	330	368	458	M5



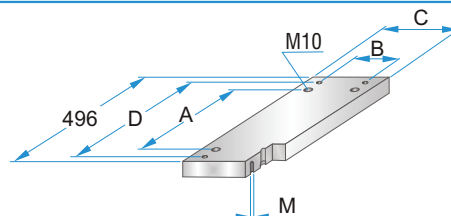
PK 07 - 496 x 496 x h /
PKA 07-496 x 496 x h / material

27	1730
36	2312
	2085

PK 75
PKA 75



	A	B	C	D	M
PK 75	414	288	320	464	M4
PKA 75	360	280	318	458	M5



PK 75 - 496 x 496 x h /
PKA 75-496 x 496 x h / material

27	1730
36	2312
	2085