

Dimensions and tolerances  
Wymiary i tolerancje  
Abmessungen und Toleranzen  
Размеры и допуски

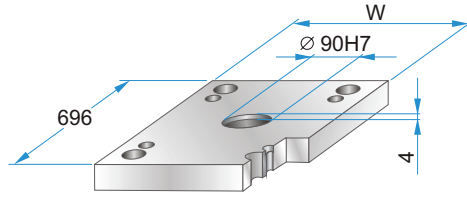


	A	B	C
<b>PK</b>	624	530	324
<b>PKA</b>	624	530	324

**PK 01**  
**PKA 01**



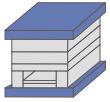
	W
PK 01	496
PKA 01	446



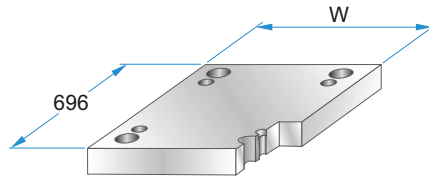
PK 01 - 396 x 696 x h / material

PKA 01-396 x 696 x h /	material
36	1730
46	2312
56	2085

**PK 11**  
**PKA 11**



	W
PK 11	496
PKA 11	446



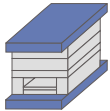
PK 11 - 396 x 696 x h / material

PKA 11-396 x 696 x h /	material
36	1730
46	2312
56	2085

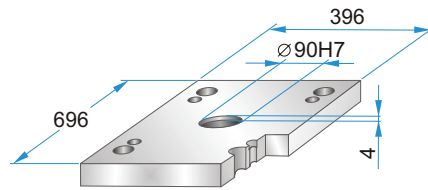
**PK 02**  
**PKA 02**



**PK 12**  
**PKA 12**



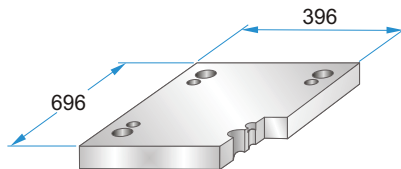
**PK 21**  
**PKA 21**



PK 21 - 396 x 696 x h / material

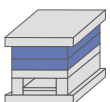
PKA 21-396 x 696 x h /	material
36	1730
46	2312
56	2085

**PK 22**  
**PKA 22**

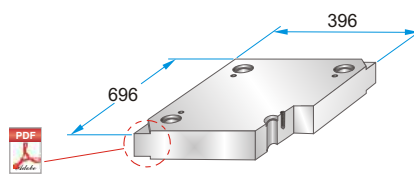


PK 22 - 396 x 696 x h / material

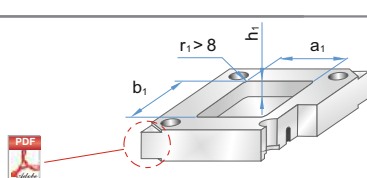
PKA 22-396 x 696 x h /	material
36	1730
46	2312
56	2085



**PK 03**  
**PKA 03**



**PK 35**  
**PKA 35**



PK 03 - 396 x 696 x h / material

PK 35 - 396 x 696 x h / material

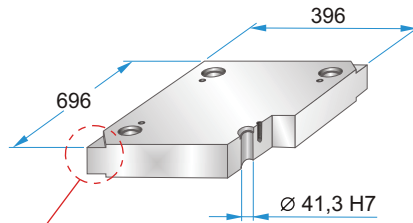
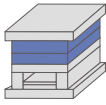
PKA 03-396 x 696 x h /	material
22	1730
27	2083
36	2085
46	2162
56	2311
66	2312
76	2738
86	Toolox33
96	Toolox44
116	2738HH
136	2714HH
156	
176	

Corner undercuts upon request.  
Podcięcia do demontażu na życzenie.  
Abhebeecken erhältlich.  
Доступно высвобождение на углах плит.

Material info



## PK 31



Corner undercuts upon request.  
Podcięcia do demontażu na życzenie.  
Abhebeecken erhältlich.  
Доступно высвобождение на углах плит.

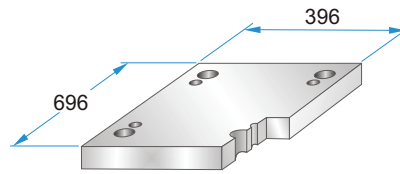
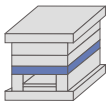


### PK 31 - 396 x 696 x h / material

36	1730
46	2083
56	2085
66	2162
76	2311
86	2312
96	2343
116	2738
136	2767
156	Toolox33
176	Toolox44
	2738HH
	2714HH

Material info

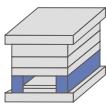
## PK 04 PKA 04



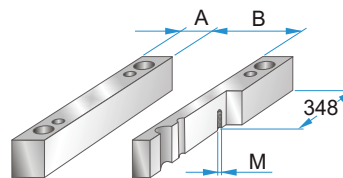
### PK 04 - 396 x 696 x h / PKA 04-396 x 696 x h / material

36	1730
46	2312
56	2085

## PK 05 PKA 05



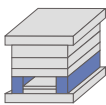
	A	B	M
PK 05	62	272	----
PKA 05	62	272	M10



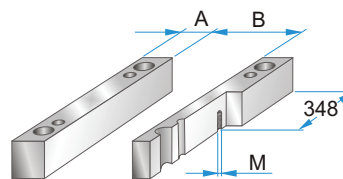
### PK 05 - 396 x 696 x h / PKA 05-396 x 696 x h / material

76	1730
86	2085
96	
116	
136	
156	

## PK 55 PKA 55



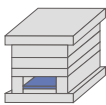
	A	B	M
PK 55	86	224	----
PKA 55	86	224	M10



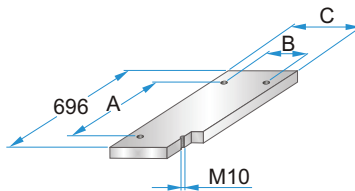
### PK 55 - 396 x 696 x h / PKA 55-396 x 696 x h / material

76	1730
86	2085
96	
116	
136	
156	

## PK 06 PKA 06



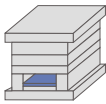
	A	B	C
PK 06	614	240	268
PKA 06	560	230	268



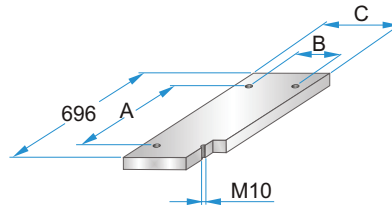
### PK 06 - 396 x 696 x h / PKA 06-396 x 696 x h / material

27	1730
	2085

## PK 65 PKA 65



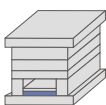
	A	B	C
PK 65	614	192	220
PKA 65	560	180	218



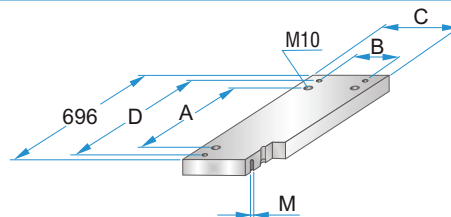
### PK 65 - 396 x 696 x h / PKA 65-396 x 696 x h / material

27	1730
	2085

## PK 07 PKA 07



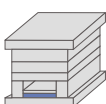
	A	B	C	D	M
PK 07	614	240	268	660	M4
PKA 07	560	230	268	658	M5



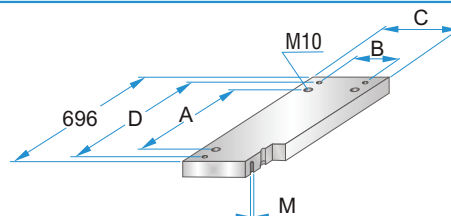
### PK 07 - 396 x 696 x h / PKA 07-396 x 696 x h / material

36	1730
	2312
	2085

## PK 75 PKA 75



	A	B	C	D	M
PK 75	614	192	220	660	M4
PKA 75	560	180	218	658	M5



### PK 75 - 396 x 696 x h / PKA 75-396 x 696 x h / material

36	1730
	2312
	2085