

Dimensions and tolerances
Wymiary i tolerancje
Abmessungen und Toleranzen
Размеры и допуски

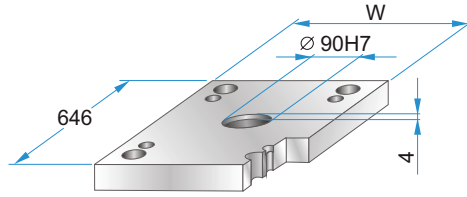


	A	B	C
PK	574	480	324
PKA	574	480	324

PK 01
PKA 01

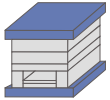


	W
PK 01	496
PKA 01	446

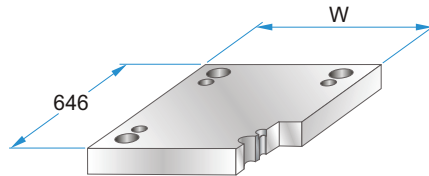


PK 01 - 396 x 646 x h /	material
PKA 01-396 x 646 x h /	
36	1730
46	2312
56	2085

PK 11
PKA 11



	W
PK 11	496
PKA 11	446



PK 11 - 396 x 646 x h /	material
PKA 11-396 x 646 x h /	
36	1730
46	2312
56	2085

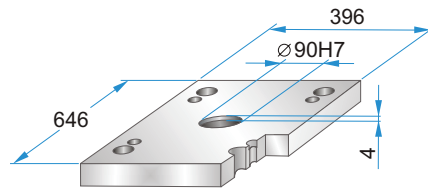
PK 02
PKA 02



PK 12
PKA 12

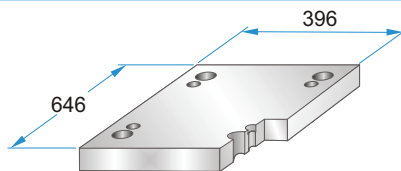


PK 21
PKA 21

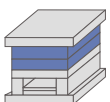


PK 21 - 396 x 646 x h /	material
PKA 21-396 x 646 x h /	
36	1730
46	2312
56	2085

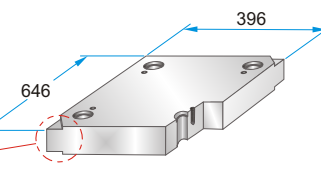
PK 22
PKA 22



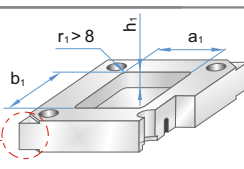
PK 22 - 396 x 646 x h /	material
PKA 22-396 x 646 x h /	
36	1730
46	2312
56	2085



PK 03
PKA 03



PK 35
PKA 35



PK 03 - 396 x 646 x h /	material
PKA 03-396 x 646 x h /	
22	1730
27	2083
36	2085
46	2162
56	2311
66	2312
76	2738
86	Toolox33
96	Toolox44
116	2738HH
136	2714HH
156	
176	

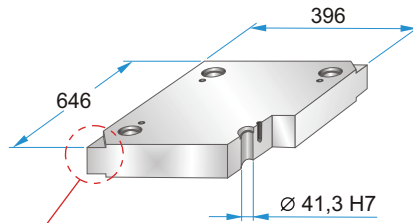
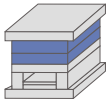
PK 35 - 396 x 646 x h /	material
PKA 35-396 x 646 x h /	($a_1/b_1/h_1/r_1$)
22	1730
27	2083
36	2085
46	2162
56	2311
66	2312
76	2738
86	Toolox33
96	Toolox44
116	2738HH
136	2714HH
156	
176	

Corner undercuts upon request.
Podcięcia do demontażu na życzenie.
Abhebeecken erhältlich.
Доступно высвобождение на углах плит.

Material info



PK 31



Corner undercuts upon request.
Podcięcia do demontażu na życzenie.
Abhebeecken erhältlich.
Доступно высвобождение на углах плит.

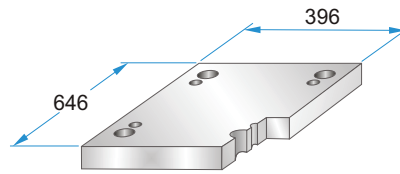
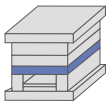


PK 31 - 396 x 646 x h / material

36	1730
46	2083
56	2085
66	2162
76	2311
86	2312
96	2343
116	2738
136	2767
156	Toolox33
176	Toolox44
	2738HH
	2714HH

Material info

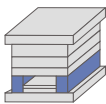
PK 04 PKA 04



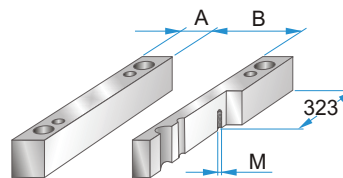
PK 04 - 396 x 646 x h /
PKA 04-396 x 646 x h / material

36	1730
46	2312
56	2085

PK 05 PKA 05



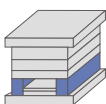
	A	B	M
PK 05	62	272	----
PKA 05	62	272	M10



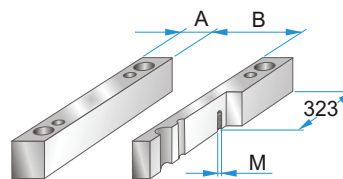
PK 05 - 396 x 646 x h /
PKA 05-396 x 646 x h / material

76	1730
86	2085
96	
116	
136	
156	

PK 55 PKA 55



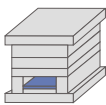
	A	B	M
PK 55	86	224	----
PKA 55	86	224	M10



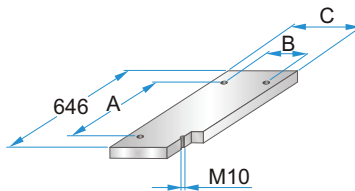
PK 55 - 396 x 646 x h /
PKA 55-396 x 646 x h / material

76	1730
86	2085
96	
116	
136	
156	

PK 06 PKA 06



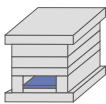
	A	B	C
PK 06	564	240	268
PKA 06	510	230	268



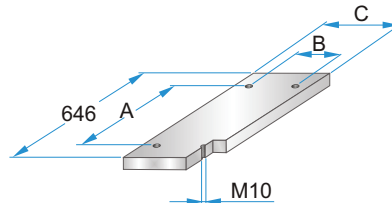
PK 06 - 396 x 646 x h /
PKA 06-396 x 646 x h / material

27	1730
	2085

PK 65 PKA 65



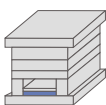
	A	B	C
PK 65	564	192	220
PKA 65	510	180	218



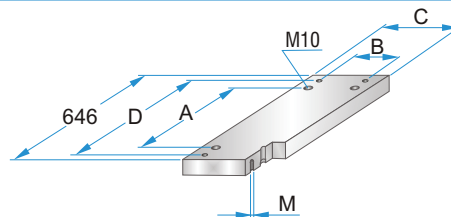
PK 65 - 396 x 646 x h /
PKA 65-396 x 646 x h / material

27	1730
	2085

PK 07 PKA 07



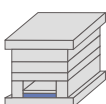
	A	B	C	D	M
PK 07	564	240	268	610	M4
PKA 07	510	230	268	608	M5



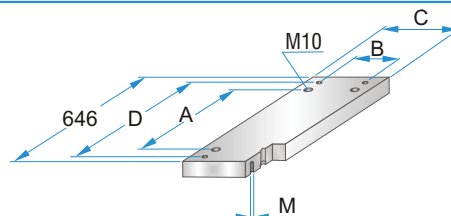
PK 07 - 396 x 646 x h /
PKA 07-396 x 646 x h / material

36	1730
	2312
	2085

PK 75 PKA 75



	A	B	C	D	M
PK 75	564	192	220	610	M4
PKA 75	510	180	218	608	M5



PK 75 - 396 x 646 x h /
PKA 75-396 x 646 x h / material

36	1730
	2312
	2085