

Dimensions and tolerances  
Wymiary i tolerancje  
Abmessungen und Toleranzen  
Размеры и допуски

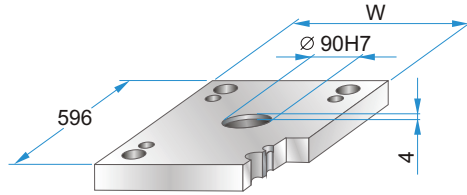


	A	B	C
<b>PK</b>	524	430	324
<b>PKA</b>	524	430	324

**PK 01**  
**PKA 01**

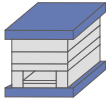


	W
PK 01	496
PKA 01	446

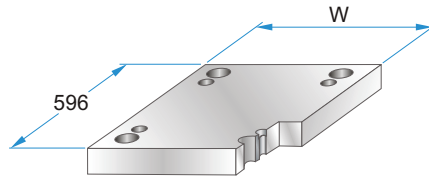


PK 01 - 396 x 596 x h /	material
PKA 01-396 x 596 x h /	
36	1730
46	2312
	2085

**PK 11**  
**PKA 11**



	W
PK 11	496
PKA 11	446



PK 11 - 396 x 596 x h /	material
PKA 11-396 x 596 x h /	
36	1730
46	2312
	2085

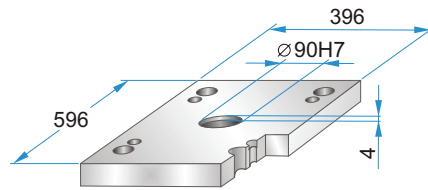
**PK 02**  
**PKA 02**



**PK 12**  
**PKA 12**

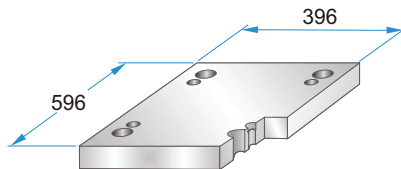


**PK 21**  
**PKA 21**

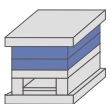


PK 21 - 396 x 596 x h /	material
PKA 21-396 x 596 x h /	
27	1730
36	2312
46	2085

**PK 22**  
**PKA 22**



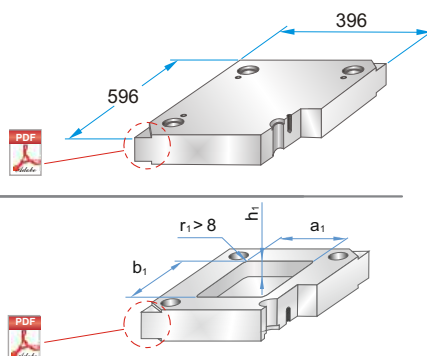
PK 22 - 396 x 596 x h /	material
PKA 22-396 x 596 x h /	
27	1730
36	2312
46	2085



**PK 03**  
**PKA 03**



**PK 35**  
**PKA 35**



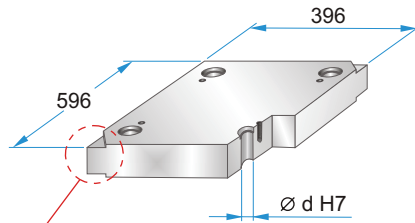
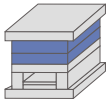
PK 03 - 396 x 596 x h /	material
PKA 03-396 x 596 x h /	
22	1730
27	2083
36	2085
46	2162
56	2311
66	2312
76	2738
86	Toolox33
96	Toolox44
116	2738HH
136	2714HH
156	
176	

Material info



Corner undercuts upon request.  
Podcięcia do demontażu na życzenie.  
Abhebeecken erhältlich.  
Доступно высвобождение на углах плит.

**PK 31**  
**PKA 31**



Corner undercuts upon request.  
Podcięcia do demontażu na życzenie.  
Abhebeecken erhältlich.  
Доступно высвобождение на углах плит.



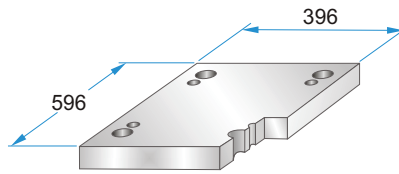
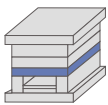
	d
PK 31	41,3
PKA 31	41,4

PK 31 - 396 x 596 x h /  
PKA 31-396 x 596 x h / material

27	1730
36	2083
46	2085
56	2162
66	2311
76	2312
86	2343
96	2738
116	2767
136	Toolox33
156	Toolox44
	2738HH
	2714HH

Material info


**PK 04**  
**PKA 04**



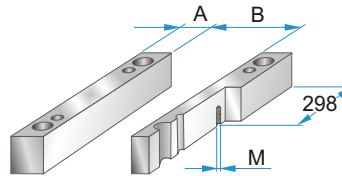
PK 04 - 396 x 596 x h /  
PKA 04-396 x 596 x h / material

36	1730
46	2312
56	2085
66	
76	
86	

**PK 05**  
**PKA 05**



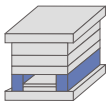
	A	B	M
PK 05	62	272	----
PKA 05	62	272	M10



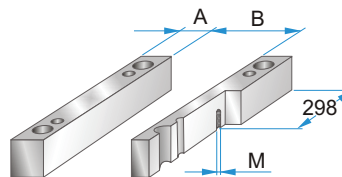
PK 05 - 396 x 596 x h /  
PKA 05-396 x 596 x h / material

56	1730
66	2085
76	
86	
96	
116	
136	
156	

**PK 55**  
**PKA 55**



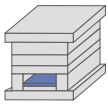
	A	B	M
PK 55	86	224	----
PKA 55	86	224	M10



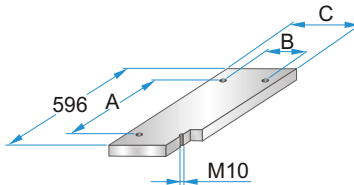
PK 55 - 396 x 596 x h /  
PKA 55-396 x 596 x h / material

56	1730
66	2085
76	
86	
96	
116	
136	
156	

**PK 06**  
**PKA 06**



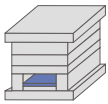
	A	B	C
PK 06	514	240	268
PKA 06	460	230	268



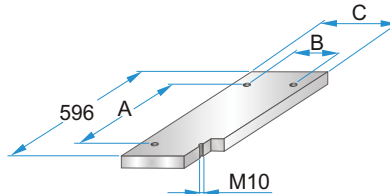
PK 06 - 396 x 596 x h /  
PKA 06-396 x 596 x h / material

22	1730
	2085

**PK 65**  
**PKA 65**



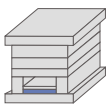
	A	B	C
PK 65	514	192	220
PKA 65	460	180	218



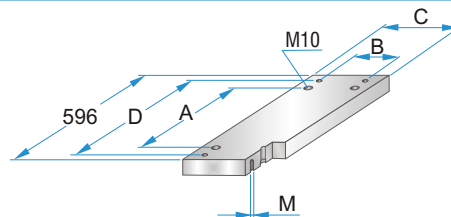
PK 65 - 396 x 596 x h /  
PKA 65-396 x 596 x h / material

22	1730
	2085

**PK 07**  
**PKA 07**



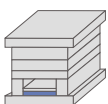
	A	B	C	D	M
PK 07	514	240	268	560	M4
PKA 07	460	230	268	558	M5



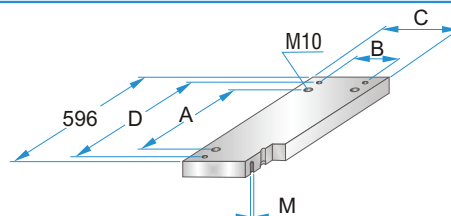
PK 07 - 396 x 596 x h /  
PKA 07-396 x 596 x h / material

27	1730
	2312
	2085

**PK 75**  
**PKA 75**



	A	B	C	D	M
PK 75	514	192	220	560	M4
PKA 75	460	180	218	558	M5



PK 75 - 396 x 596 x h /  
PKA 75-396 x 596 x h / material

27	1730
	2312
	2085