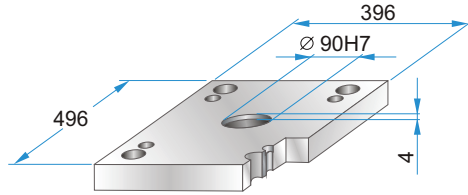


Dimensions and tolerances  
Wymiary i tolerancje  
Abmessungen und Toleranzen  
Размеры и допуски



	A	B	C
<b>PK</b>	416	330	274
<b>PKA</b>	424	330	274

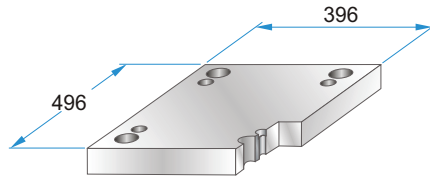
**PK 01**  
**PKA 01**



PK 01 - 346 x 496 x h / material  
PKA 01-346 x 496 x h / material

27	1730
36	2312
46	2085

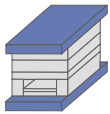
**PK 11**  
**PKA 11**



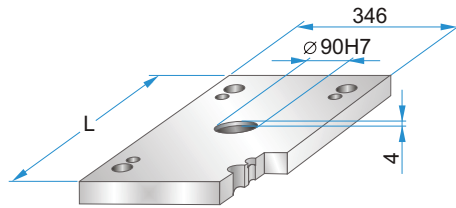
PK 11 - 346 x 496 x h / material  
PKA 11-346 x 496 x h / material

27	1730
36	2312
46	2085

**PK 02**  
**PKA 02**



	L
PK 02	546
PKA 02	596



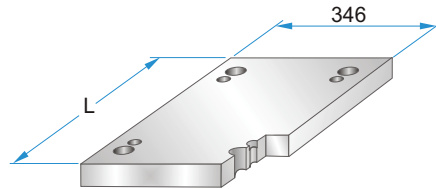
PK 02 - 346 x 496 x h / material  
PKA 02-346 x 496 x h / material

27	1730
36	2312
46	2085

**PK 12**  
**PKA 12**



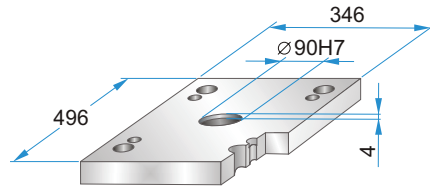
	L
PK 12	546
PKA 12	596



PK 12 - 346 x 496 x h / material  
PKA 12-346 x 496 x h / material

27	1730
36	2312
46	2085

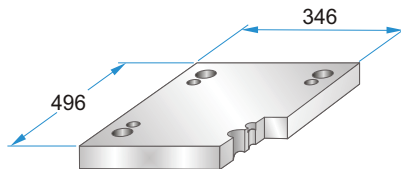
**PK 21**  
**PKA 21**



PK 21 - 346 x 496 x h / material  
PKA 21-346 x 496 x h / material

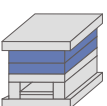
22	1730
27	2312
36	2085
46	

**PK 22**  
**PKA 22**

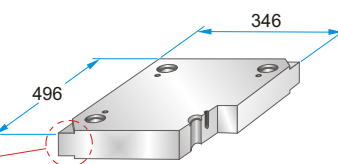


PK 22 - 346 x 496 x h / material  
PKA 22-346 x 496 x h / material

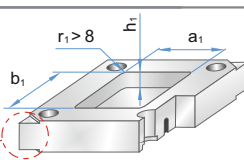
22	1730
27	2312
36	2085
46	



**PK 03**  
**PKA 03**



**PK 35**  
**PKA 35**



PK 03 - 346 x 496 x h / material  
PKA 03-346 x 496 x h / material

PK 35 - 346 x 496 x h / material  
PKA 35-346 x 496 x h / (a1/b1/h1/r1)

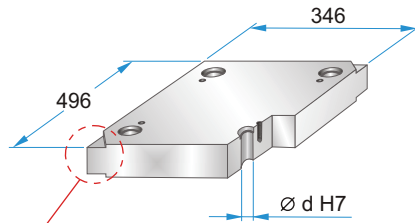
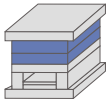
22	1730
27	2083
36	2085
46	2162
56	2311
66	2312
76	2738
86	Toolox33
96	Toolox44
116	2738HH
136	2714HH
156	
176	

Material info



Corner undercuts upon request.  
Podcięcia do demontażu na życzenie.  
Abhebeecken erhältlich.  
Доступно высвобождение на углах плит.

**PK 31**  
**PKA 31**



Corner undercuts upon request.  
Podcięcia do demontażu na życzenie.  
Abhebeecken erhältlich.  
Доступно высвобождение на углах плит.



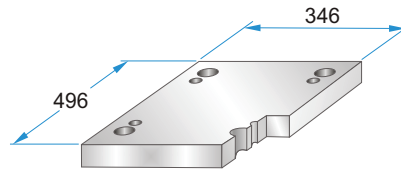
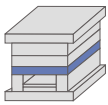
	d
PK 31	41,3
PKA 31	41,4

PK 31 - 346 x 496 x h /  
PKA 31-346 x 496 x h / material

22	1730
27	2083
36	2085
46	2162
56	2311
66	2312
76	2343
86	2738
96	2767
116	Toolox33
136	Toolox44
156	2738HH
	2714HH

Material info

**PK 04**  
**PKA 04**



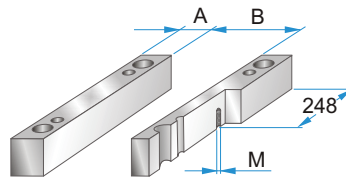
PK 04 - 346 x 496 x h /  
PKA 04-346 x 496 x h / material

27	1730
36	2312
46	2085
56	
66	
76	
86	

**PK 05**  
**PKA 05**



	A	B	M
PK 05	62	222	----
PKA 05	62	222	M10



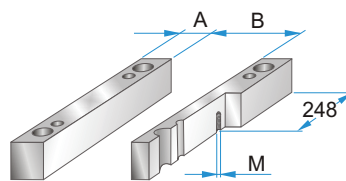
PK 05 - 346 x 496 x h /  
PKA 05-346 x 496 x h / material

56	1730
66	2085
76	
86	
96	
116	
136	

**PK 55**  
**PKA 55**



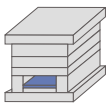
	A	B	M
PK 55	86	174	----
PKA 55	86	174	M10



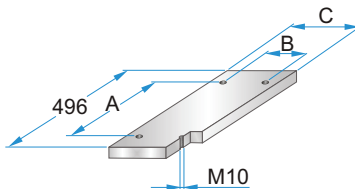
PK 55 - 346 x 496 x h /  
PKA 55-346 x 496 x h / material

56	1730
66	2085
76	
86	
96	
116	
136	

**PK 06**  
**PKA 06**



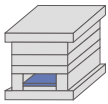
	A	B	C
PK 06	420	190	218
PKA 06	360	180	218



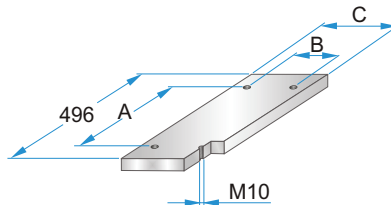
PK 06 - 346 x 496 x h /  
PKA 06-346 x 496 x h / material

17	1730
	2085

**PK 65**  
**PKA 65**



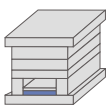
	A	B	C
PK 65	420	142	170
PKA 65	360	134	172



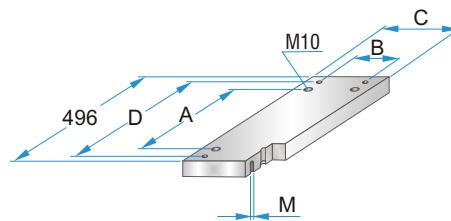
PK 65 - 346 x 496 x h /  
PKA 65-346 x 496 x h / material

17	1730
	2085

**PK 07**  
**PKA 07**



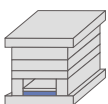
	A	B	C	D	M
PK 07	420	190	218	466	M4
PKA 07	360	180	218	458	M5



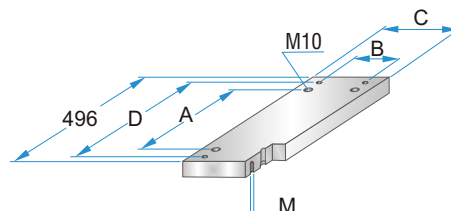
PK 07 - 346 x 496 x h /  
PKA 07-346 x 496 x h / material

22	1730
	2312
	2085

**PK 75**  
**PKA 75**



	A	B	C	D	M
PK 75	420	142	170	466	M4
PKA 75	360	134	172	458	M5



PK 75 - 346 x 496 x h /  
PKA 75-346 x 496 x h / material

22	1730
	2312
	2085