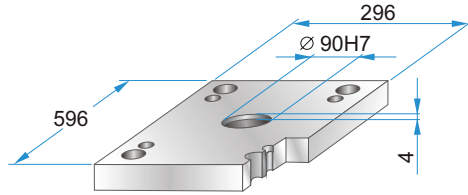


Dimensions and tolerances  
Wymiary i tolerancje  
Abmessungen und Toleranzen  
Размеры и допуски



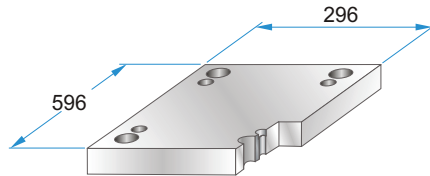
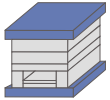
	A	B	C
<b>PK</b>	544	474	194
<b>PKA</b>	548	470	198

**PK 01**  
**PKA 01**



PK 01 - 246 x 596 x h /	material
PKA 01-246 x 596 x h /	
36	1730
	2312
	2085

**PK 11**  
**PKA 11**



PK 11 - 246 x 596 x h /	material
PKA 11-246 x 596 x h /	
36	1730
	2312
	2085

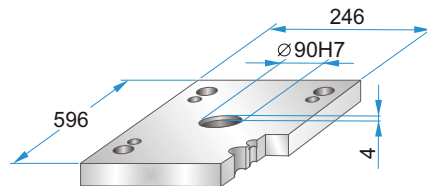
**PK 02**  
**PKA 02**



**PK 12**  
**PKA 12**

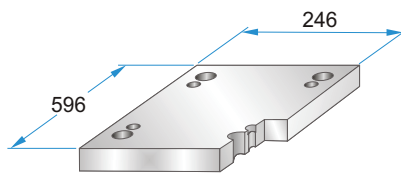


**PK 21**  
**PKA 21**

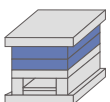


PK 21 - 246 x 596 x h /	material
PKA 21-246 x 596 x h /	
27	1730
36	2312
	2085

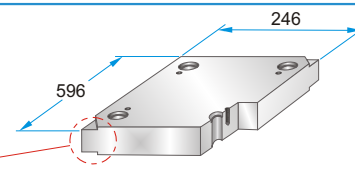
**PK 22**  
**PKA 22**



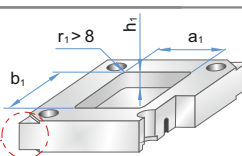
PK 22 - 246 x 596 x h /	material
PKA 22-246 x 596 x h /	
27	1730
36	2312
	2085



**PK 03**  
**PKA 03**



**PK 35**  
**PKA 35**



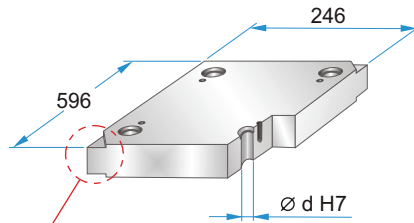
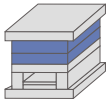
PK 03 - 246 x 596 x h /	material
PKA 03-246 x 596 x h /	
PK 35 - 246 x 596 x h /	material
PKA 35-246 x 596 x h /	(a1/b1/h1/r1)
22	1730
27	2083
36	2085
46	2162
56	2311
66	2312
76	2738
86	Toolox33
96	Toolox44
116	2738HH
136	2714HH

Material info



Corner undercuts upon request.  
Podcięcia do demontażu na życzenie.  
Abhebeecken erhältlich.  
Доступно высвобождение на углах плит.

**PK 31**  
**PKA 31**



Corner undercuts upon request.  
Podcięcia do demontażu na życzenie.  
Abhebeecken erhältlich.  
Доступно высвобождение на углах плит.



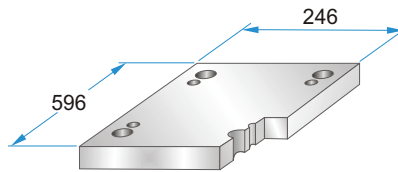
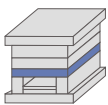
	d
PK 31	29,4
PKA 31	29,5

PK 31 - 246 x 596 x h /  
PKA 31-246 x 596 x h / material

27	1730
36	2083
46	2085
56	2162
66	2311
76	2312
86	2343
96	2738
116	2767
	Toolox33
	Toolox44
	2738HH
	2714HH

Material info

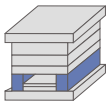
**PK 04**  
**PKA 04**



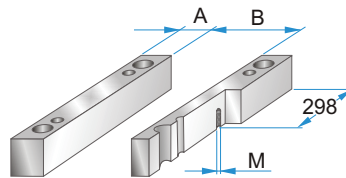
PK 04 - 246 x 596 x h /  
PKA 04-246 x 596 x h / material

36	1730
46	2312
56	2085

**PK 05**  
**PKA 05**



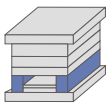
	A	B	M
PK 05	43	160	----
PKA 05	44	158	M10



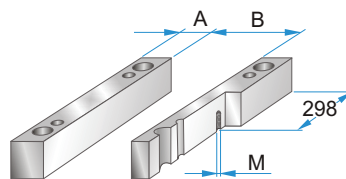
PK 05 - 246 x 596 x h /  
PKA 05-246 x 596 x h / material

56	1730
66	2085
76	
86	
96	
116	
136	

**PK 55**  
**PKA 55**



	A	B	M
PK 55	58	130	----
PKA 55	60	126	M10



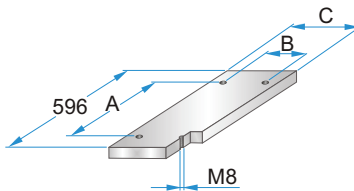
PK 55 - 246 x 596 x h /  
PKA 55-246 x 596 x h / material

56	1730
66	2085
76	
86	
96	
116	
136	

**PK 06**  
**PKA 06**



	A	B	C
PK 06	530	130	158
PKA 06	500	130	156



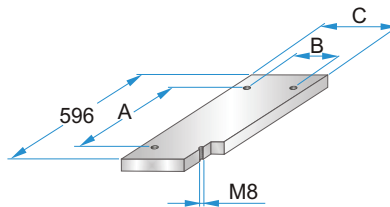
PK 06 - 246 x 596 x h /  
PKA 06-246 x 596 x h / material

17	1730
22	2085

**PK 65**  
**PKA 65**



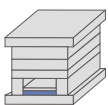
	A	B	C
PK 65	530	98	126
PKA 65	500	96	122



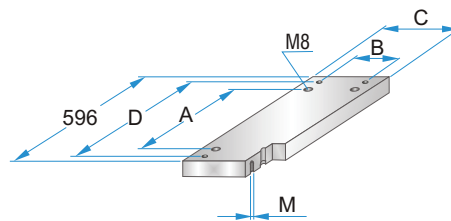
PK 65 - 246 x 596 x h /  
PKA 65-246 x 596 x h / material

17	1730
22	2085

**PK 07**  
**PKA 07**



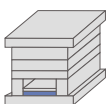
	A	B	C	D	M
PK 07	530	130	158	564	M4
PKA 07	500	130	156	570	M5



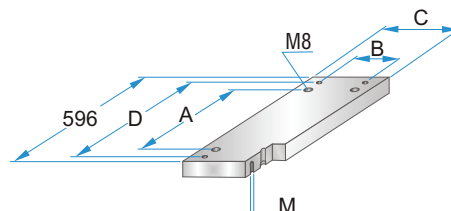
PK 07 - 246 x 596 x h /  
PKA 07-246 x 596 x h / material

22	1730
27	2312
	2085

**PK 75**  
**PKA 75**



	A	B	C	D	M
PK 75	530	98	126	564	M4
PKA 75	500	96	122	570	M5



PK 75 - 246 x 596 x h /  
PKA 75-246 x 596 x h / material

22	1730
27	2312
	2085