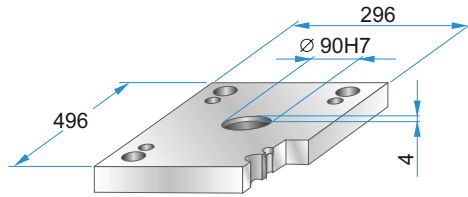


Dimensions and tolerances
Wymiary i tolerancje
Abmessungen und Toleranzen
Размеры и допуски



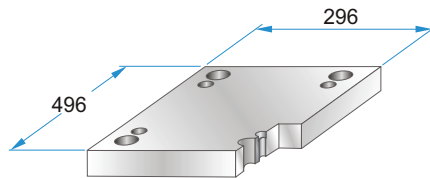
	A	B	C
PK	444	374	194
PKA	448	370	198

PK 01
PKA 01



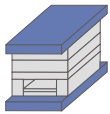
PK 01 - 246 x 496 x h /	material
PKA 01-246 x 496 x h /	
27	1730
36	2312
	2085

PK 11
PKA 11

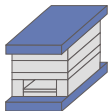


PK 11 - 246 x 496 x h /	material
PKA 11-246 x 496 x h /	
27	1730
36	2312
	2085

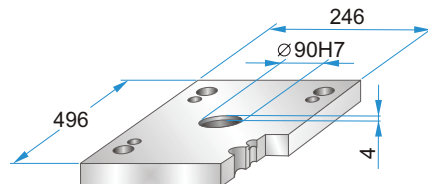
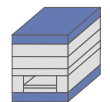
PK 02
PKA 02



PK 12
PKA 12

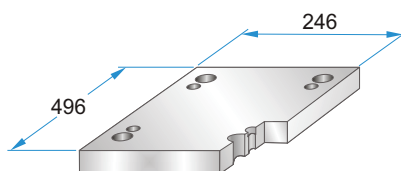


PK 21
PKA 21

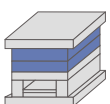


PK 21 - 246 x 496 x h /	material
PKA 21-246 x 446 x h /	
27	1730
36	2312
	2085

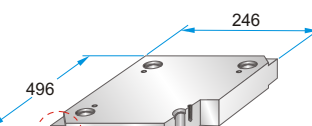
PK 22
PKA 22



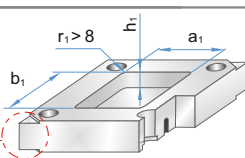
PK 22 - 246 x 496 x h /	material
PKA 22-246 x 496 x h /	
27	1730
36	2312
	2085



PK 03
PKA 03



PK 35
PKA 35



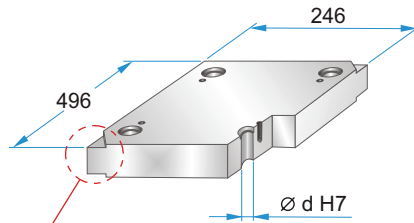
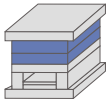
PK 03 - 246 x 496 x h /	material
PKA 03-246 x 496 x h /	
PK 35 - 246 x 496 x h /	material
PKA 35-246 x 496 x h /	(a ₁ /b ₁ /h ₁ /r ₁)
22	1730
27	2083
36	2085
46	2162
56	2311
66	2312
76	2738
86	Toolox33
96	Toolox44
116	2738HH
136	2714HH

Corner undercuts upon request.
Podcięcia do demontażu na życzenie.
Abhebeecken erhältlich.
Доступно высвобождение на углах плит.

Material info



PK 31
PKA 31



Corner undercuts upon request.
Podcięcia do demontażu na życzenie.
Abhebeecken erhältlich.
Доступно высвобождение на углах плит.



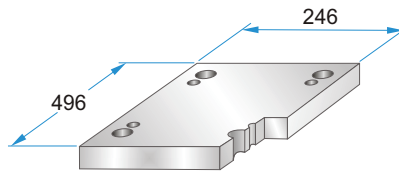
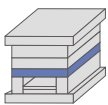
	d
PK 31	29,4
PKA 31	29,5

PK 31 - 246 x 496 x h /
PKA 31-246 x 496 x h / material

27	1730
36	2083
46	2085
56	2162
66	2311
76	2312
86	2343
96	2738
116	2767
	Toolox33
	Toolox44
	2738HH
	2714HH

Material info


PK 04
PKA 04



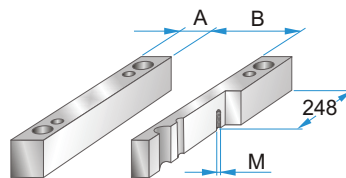
PK 04 - 246 x 496 x h /
PKA 04-246 x 496 x h / material

36	1730
46	2312
56	2085
66	

PK 05
PKA 05



	A	B	M
PK 05	43	160	----
PKA 05	44	158	M10



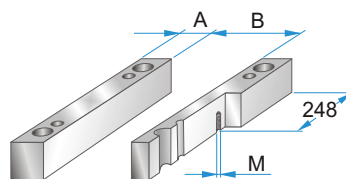
PK 05 - 246 x 496 x h /
PKA 05-246 x 496 x h / material

56	1730
66	2085
76	
86	
96	
116	

PK 55
PKA 55



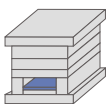
	A	B	M
PK 55	58	130	----
PKA 55	60	126	M10



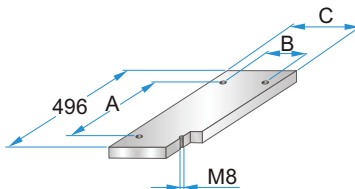
PK 55 - 246 x 496 x h /
PKA 55-246 x 496 x h / material

56	1730
66	2085
76	
86	
96	
116	

PK 06
PKA 06



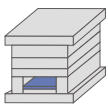
	A	B	C
PK 06	430	130	158
PKA 06	400	130	156



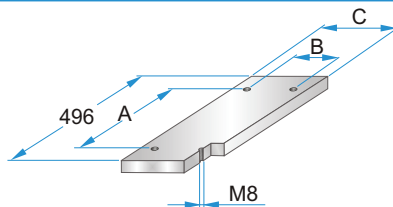
PK 06 - 246 x 496 x h /
PKA 06-246 x 496 x h / material

17	1730
	2085

PK 65
PKA 65



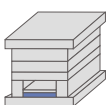
	A	B	C
PK 65	430	98	126
PKA 65	400	96	122



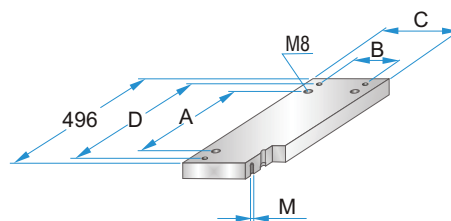
PK 65 - 246 x 496 x h /
PKA 65-246 x 496 x h / material

17	1730
	2085

PK 07
PKA 07



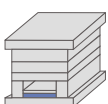
	A	B	C	D	M
PK 07	430	130	158	464	M4
PKA 07	400	130	156	470	M5



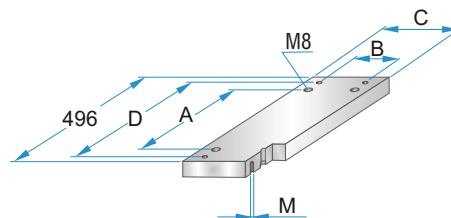
PK 07 - 246 x 496 x h /
PKA 07-246 x 496 x h / material

22	1730
	2312
	2085

PK 75
PKA 75



	A	B	C	D	M
PK 75	430	98	126	464	M4
PKA 75	400	96	122	470	M5



PK 75 - 246 x 496 x h /
PKA 75-246 x 496 x h / material

22	1730
	2312
	2085