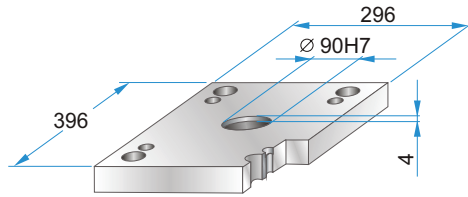


Dimensions and tolerances
Wymiary i tolerancje
Abmessungen und Toleranzen
Размеры и допуски



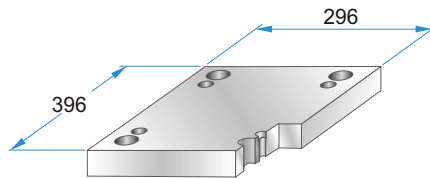
	A	B	C
PK	340	284	198
PKA	348	270	198

PK 01
PKA 01



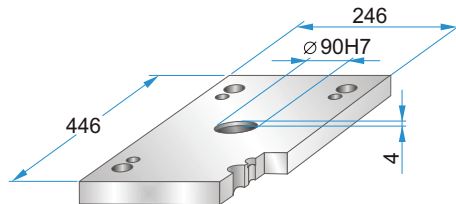
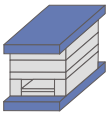
PK 01 - 246 x 396 x h /	material
PKA 01-246 x 396 x h /	
27	1730
36	2312
46	2085

PK 11
PKA 11



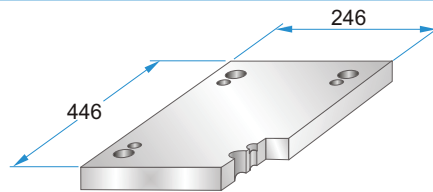
PK 11 - 246 x 396 x h /	material
PKA 11-246 x 396 x h /	
27	1730
36	2312
46	2085

PK 02
PKA 02



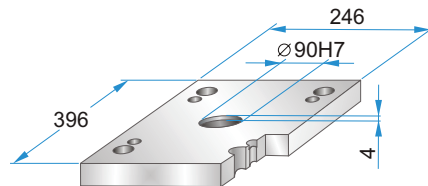
PK 02 - 246 x 396 x h /	material
PKA 02-246 x 396 x h /	
27	1730
36	2312
	2085

PK 12
PKA 12



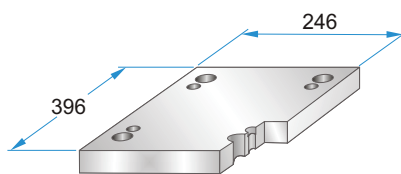
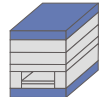
PK 12 - 246 x 396 x h /	material
PKA 12-246 x 396 x h /	
27	1730
36	2312
	2085

PK 21
PKA 21

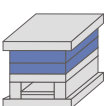


PK 21 - 246 x 396 x h /	material
PKA 21-246 x 396 x h /	
22	1730
27	2312
36	2085

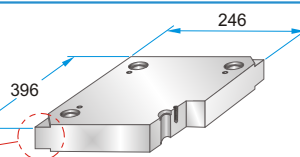
PK 22
PKA 22



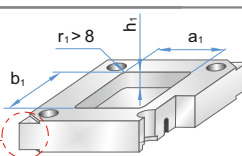
PK 22 - 246 x 396 x h /	material
PKA 22-246 x 396 x h /	
22	1730
27	2312
36	2085



PK 03
PKA 03



PK 35
PKA 35



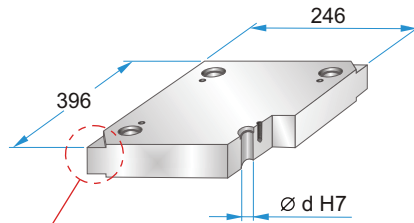
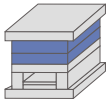
PK 03 - 246 x 396 x h /	material
PKA 03-246 x 396 x h /	
PK 35 - 246 x 396 x h /	material
PKA 35-246 x 396 x h /	(a ₁ /b ₁ /h ₁ /r ₁)
17	1730
22	2083
27	2085
36	2162
46	2311
56	2312
66	2738
76	Toolox33
86	Toolox44
96	2738HH
116	2714HH
136	

Corner undercuts upon request.
Podcięcia do demontażu na życzenie.
Abhebeecken erhältlich.
Доступно высвобождение на углах плит.

Material info



PK 31
PKA 31



Corner undercuts upon request.
Podcięcia do demontażu na życzenie.
Abhebeecken erhältlich.
Доступно высвобождение на углах плит.



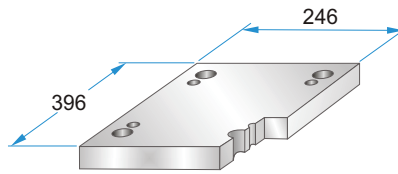
	d
PK 31	29,4
PKA 31	29,5

PK 31 - 246 x 396 x h /
PKA 31-246 x 396 x h / material

22	1730
27	2083
36	2085
46	2162
56	2311
66	2312
76	2343
86	2738
96	2767
116	Toolox33
	Toolox44
	2738HH
	2714HH

Material info

PK 04
PKA 04



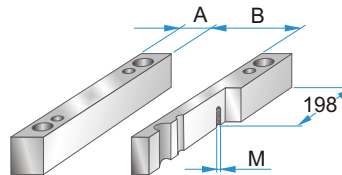
PK 04 - 246 x 396 x h /
PKA 04-246 x 396 x h / material

27	1730
36	2312
46	2085
56	
66	

PK 05
PKA 05



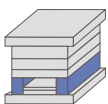
	A	B	M
PK 05	47	152	----
PKA 05	44	158	M10



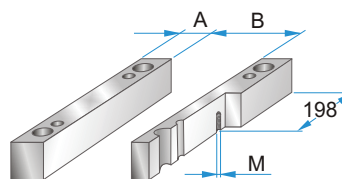
PK 05 - 246 x 396 x h /
PKA 05-246 x 396 x h / material

56	1730
66	2085
76	
86	
96	
116	

PK 55
PKA 55



	A	B	M
PK 55	62	122	----
PKA 55	60	126	M10



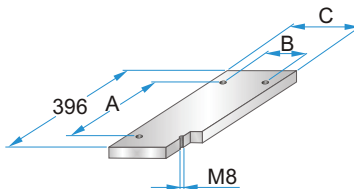
PK 55 - 246 x 396 x h /
PKA 55-246 x 396 x h / material

56	1730
66	2085
76	
86	
96	
116	

PK 06
PKA 06



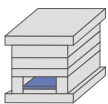
	A	B	C
PK 06	330	122	150
PKA 06	300	130	156



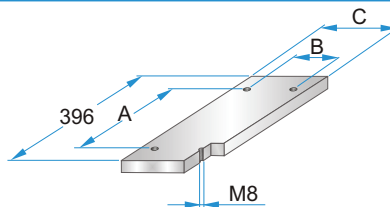
PK 06 - 246 x 396 x h /
PKA 06-246 x 396 x h / material

17	1730
	2085

PK 65
PKA 65



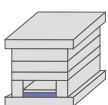
	A	B	C
PK 65	330	90	118
PKA 65	300	96	122



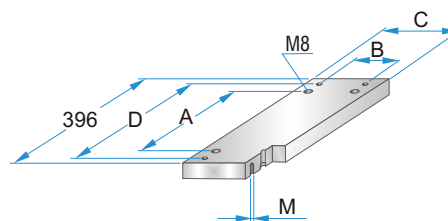
PK 65 - 246 x 396 x h /
PKA 65-246 x 396 x h / material

17	1730
	2085

PK 07
PKA 07



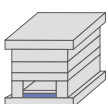
	A	B	C	D	M
PK 07	330	122	150	364	M4
PKA 07	300	130	156	370	M5



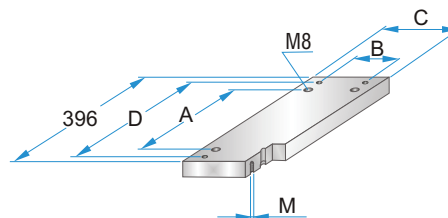
PK 07 - 246 x 396 x h /
PKA 07-246 x 396 x h / material

22	1730
	2312
	2085

PK 75
PKA 75



	A	B	C	D	M
PK 75	330	90	118	364	M4
PKA 75	300	96	122	370	M5



PK 75 - 246 x 396 x h /
PKA 75-246 x 396 x h / material

22	1730
	2312
	2085