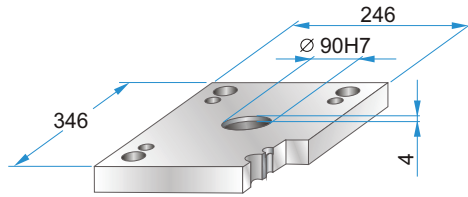


Dimensions and tolerances
Wymiary i tolerancje
Abmessungen und Toleranzen
Размеры и допуски



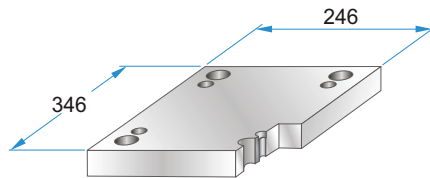
	A	B	C
PK	294	236	150
PKA	298	220	148

PK 01
PKA 01



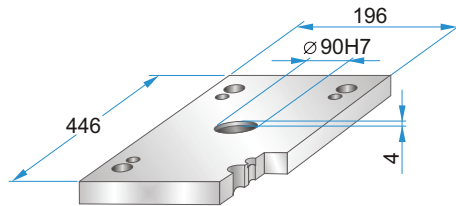
PK 01 - 196 x 346 x h /	material
PKA 01-196 x 346 x h /	
22	1730
27	2312
36	2085

PK 11
PKA 11



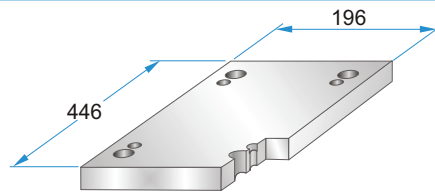
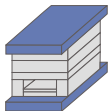
PK 11 - 196 x 346 x h /	material
PKA 11-196 x 346 x h /	
22	1730
27	2312
36	2085

PK 02
PKA 02



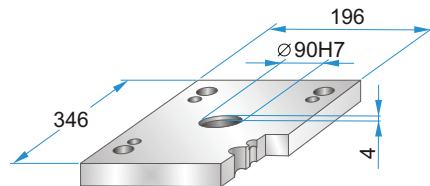
PK 02 - 196 x 346 x h /	material
PKA 02-196 x 346 x h /	
27	1730
36	2312
	2085

PK 12
PKA 12



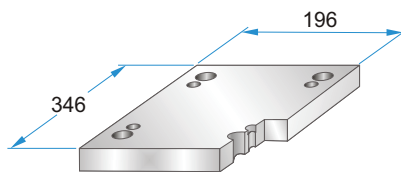
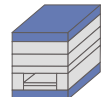
PK 12 - 196 x 346 x h /	material
PKA 12-196 x 346 x h /	
27	1730
36	2312
	2085

PK 21
PKA 21



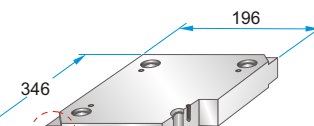
PK 21 - 196 x 346 x h /	material
PKA 21-196 x 346 x h /	
22	1730
27	2312
	2085

PK 22
PKA 22

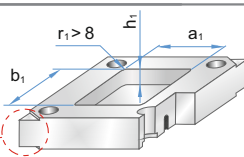


PK 22 - 196 x 346 x h /	material
PKA 22-196 x 346 x h /	
17	1730
22	2312
27	2085

PK 03
PKA 03



PK 35
PKA 35



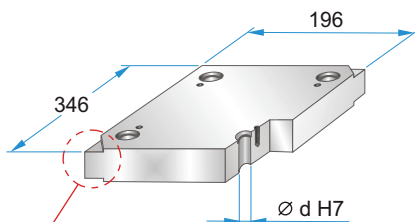
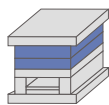
PK 03 - 196 x 346 x h /	material
PKA 03-196 x 346 x h /	
PK 35 - 196 x 346 x h /	material
PKA 35-196 x 346 x h /	(a1/b1/h1/r1)
17	1730
22	2083
27	2085
36	2162
46	2311
56	2312
66	2738
76	Toolox33
86	Toolox44
96	2738HH
116	2714HH

Corner undercuts upon request.
Podcięcia do demontażu na życzenie.
Abhebeecken erhältlich.
Доступно высвобождение на углах плит.

Material info



PK 31
PKA 31



Corner undercuts upon request.
Podcięcia do demontażu na życzenie.
Abhebeecken erhältlich.
Доступно высвобождение на углах плит.



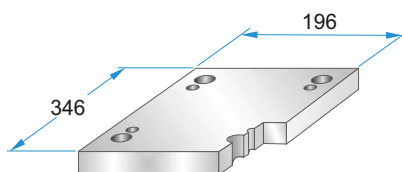
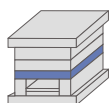
	d
PK 31	29,4
PKA 31	29,5

PK 31 - 196 x 346 x h /
PKA 31-196 x 346 x h / material

17	1730
22	2083
27	2085
36	2162
46	2311
56	2312
66	2343
76	2738
86	2767
96	Toolox33
	Toolox44
	2738HH
	2714HH

Material info

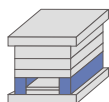
PK 04
PKA 04



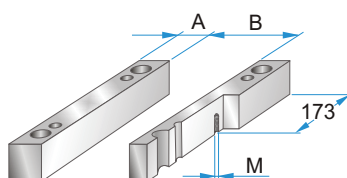
PK 04 - 196 x 346 x h /
PKA 04-196 x 346 x h / material

27	1730
36	2312
46	2085
56	

PK 05
PKA 05



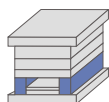
	A	B	M
PK 05	43	110	----
PKA 05	44	108	M10



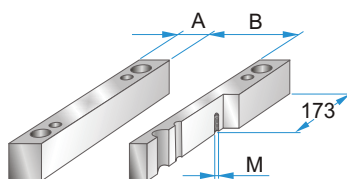
PK 05 - 196 x 346 x h /
PKA 05-196 x 346 x h / material

56	1730
66	2085
76	
86	
96	
116	

PK 55
PKA 55



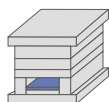
	A	B	M
PK 55	58	80	----
PKA 55	60	76	M10



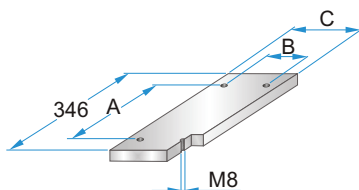
PK 55 - 196 x 346 x h /
PKA 55-196 x 346 x h / material

56	1730
66	2085
76	
86	
96	
116	

PK 06
PKA 06



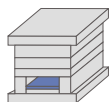
	A	B	C
PK 06	280	90	108
PKA 06	250	80	106



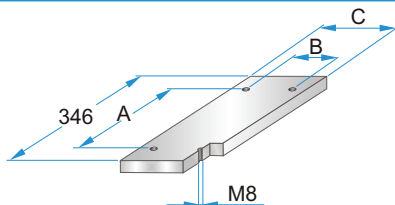
PK 06 - 196 x 346 x h /
PKA 06-196 x 346 x h / material

12	1730
17	2085

PK 65
PKA 65



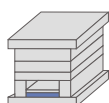
	A	B	C
PK 65	280	58	76
PKA 65	250	48	74



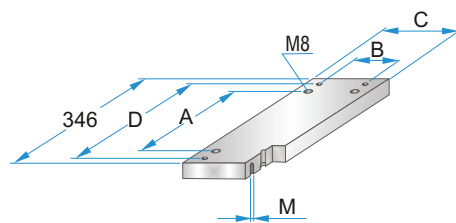
PK 65 - 196 x 346 x h /
PKA 65-196 x 346 x h / material

12	1730
17	2085

PK 07
PKA 07



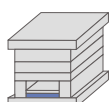
	A	B	C	D	M
PK 07	280	90	108	314	M4
PKA 07	250	80	106	320	M5



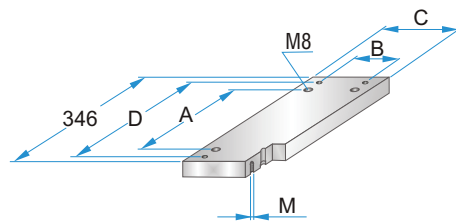
PK 07 - 196 x 346 x h /
PKA 07-196 x 346 x h / material

17	1730
22	2312
	2085

PK 75
PKA 75



	A	B	C	D	M
PK 75	280	58	76	314	M4
PKA 75	250	48	74	320	M5



PK 75 - 196 x 346 x h /
PKA 75-196 x 346 x h / material

17	1730
22	2312
	2085