

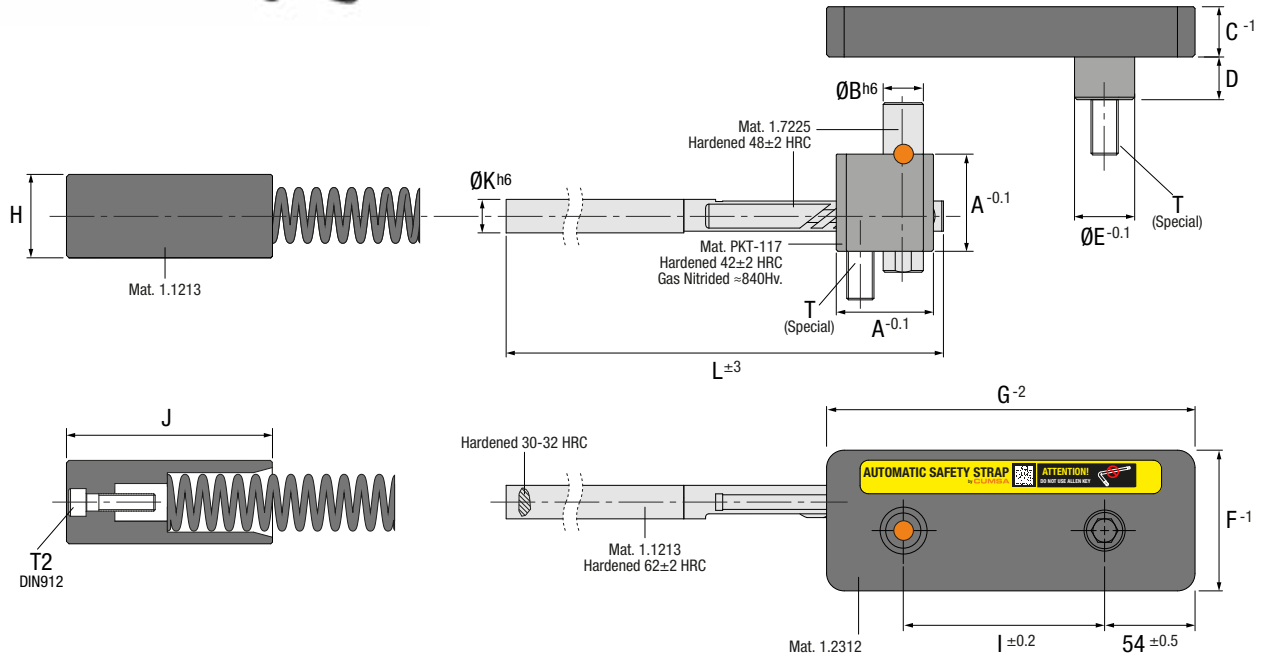
AUTOMATIC SAFETY STRAP

ES Brida de Seguridad Automática DE Automatische Sicherheitsverriegelung
 IT Staffa di Sicurezza Automatica PT Trinco de Segurança Automático FR Bride de sécurité automatique

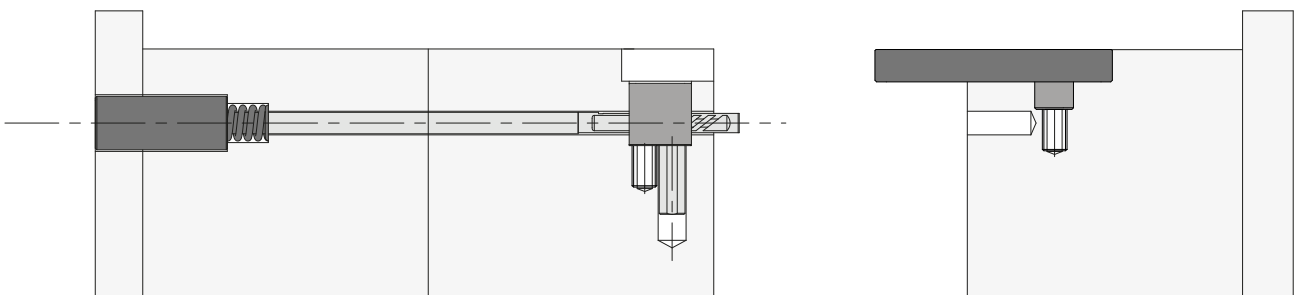
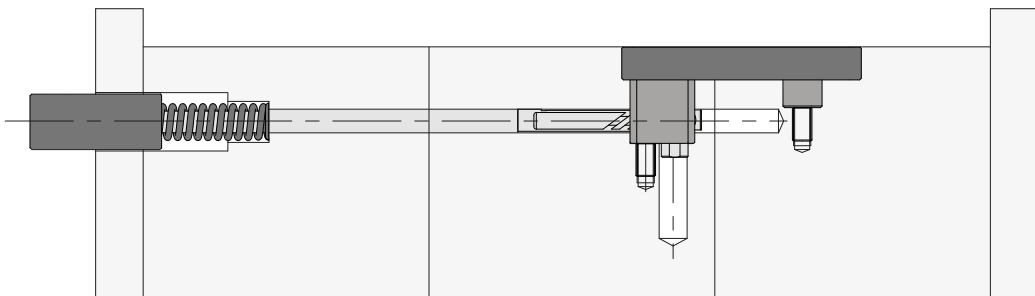
AS

● Cad Insertion Point

ACCESSORIES



Ref.	A	B	C	D	E	F	G	H	I	J	K	L	M	N	P	Q	R	S	T	T2	U
AS.462024	46	20	24	21	26	68	190	39	100	100	16	619	24	30	42.8	20.8	18	12.3	M12x60	M8x50	31.8
AS.582430	58	24	30	25	36	84	220	45	120	110	20	644	30	54	53	24	22	17	M16x70	M10x50	40
AS.764040	76	40	40	32	42	100	260	48	152	120	24	674	32	60	68	40	16	18	M16x90	M10x50	56

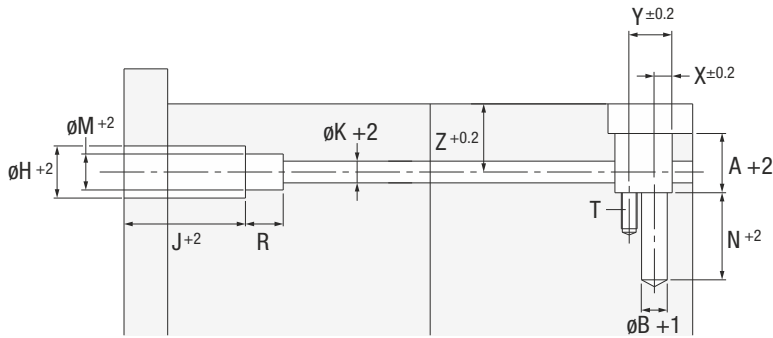


INSTALLATION GUIDELINES

ES Consejos de Instalación DE Richtlinien zur Installation
 IT Consigli di Installazione PT Instruções de Instalação FR Mode d'Installation

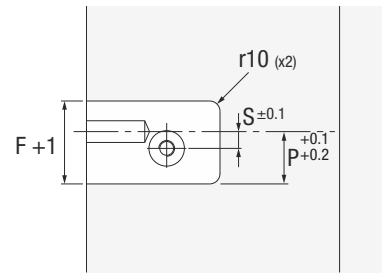
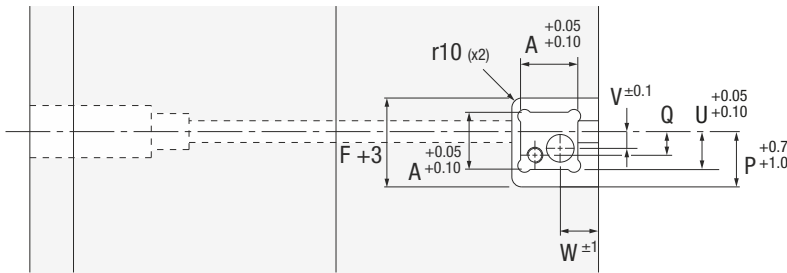
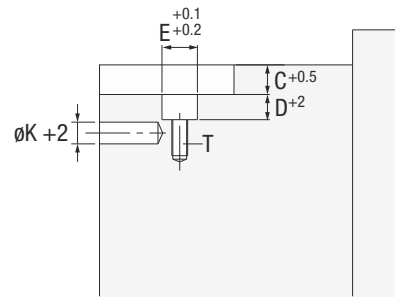
Core Housing

Alojamiento Placa Punzón · Einbaumaße PB Führung · Sede nel Punzone · Alojamento Bucha · Logement dans l'empreinte

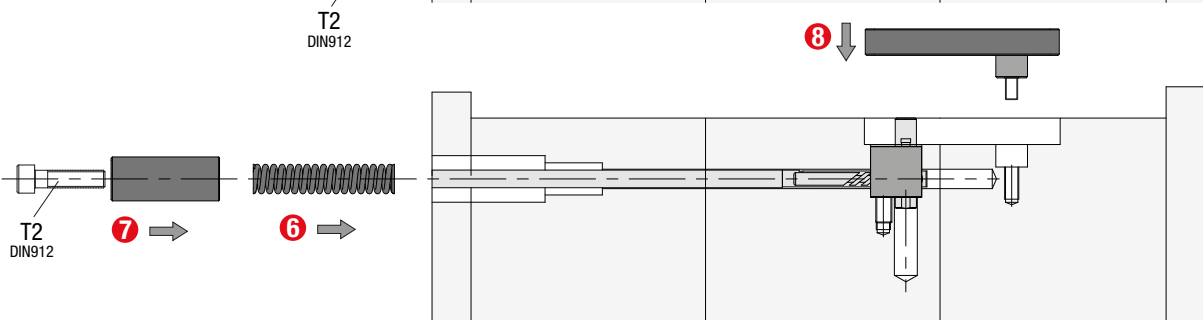
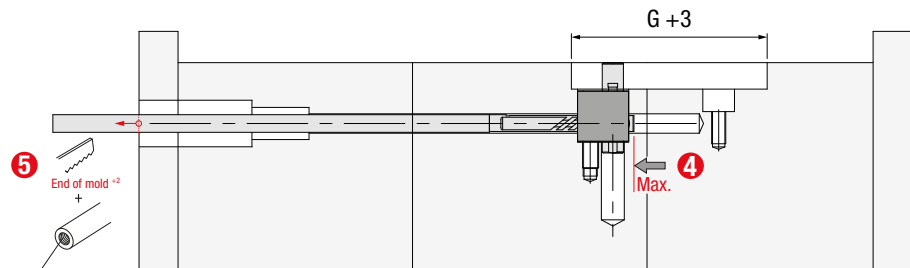
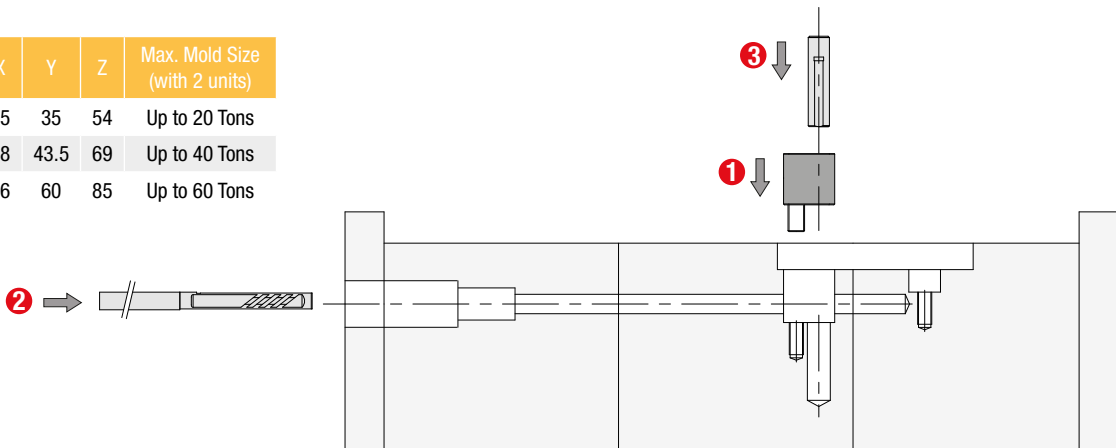


Cavity Housing

Alojamiento Placa Cavidad · Einbaumaße DR Führung · Sede piastra cavità · Alojamento na Cavidade · Logement dans l'empreinte



V	W	X	Y	Z	Max. Mold Size (with 2 units)
12.3	35	15	35	54	Up to 20 Tons
17	40	18	43.5	69	Up to 40 Tons
25.2	50	26	60	85	Up to 60 Tons



AS

ACCESSORIES

